

My Account

Login
Create Account

Resources

View All (813)
Adenoviruses (137)
Antibodies (175)
Bioimages (67)
Genomics Studies (145)
mESC Lines (68)
Mouse Strains (120)
Miscellaneous (46)
Protocols (55)
Research Data (4)
Resource Tags (389)
Visualization (9)

Research & Cores



Core Facilities (5)
Research Highlights (5)
Research Networks
Research Objectives

Information

About the BCBC
BCBC Events
Branding & Logos
Career Opportunities
Health
NIH hESC Registry
Policies & Guidelines
Member Publications
Research Programs
Research Investigators
Member Directory
Tutorials

Pancreatic islet epigenomics reveals enhancer clusters that are enriched in Type 2 diabetes risk variants - Study GBCO4635

Genomics Study Specifications

| | | | | | | | | | |
|----------------------------|--|--------------------------|-------|------------|---------|-------------|-----------------|--|--|
| Study Name | Pancreatic islet epigenomics reveals enhancer clusters that are enriched in Type 2 diabetes risk variants | | | | | | | | |
| Contact Name | Jorge Ferrer (Hospital Clinic de Barcelona) | | | | | | | | |
| Publication | http://www.ncbi.nlm.nih.gov/pubmed/24413736 | | | | | | | | |
| My Strategies | Return to My Strategies page | | | | | | | | |
| Classification | Targets and roles of transcriptional regulators; Tissue expression, surveys and comparisons | | | | | | | | |
| Links |  Biomaterials Graph  ArrayExpress | | | | | | | | |
| BCBC Release Date | November 07, 2013 | | | | | | | | |
| Public Release Date | April 15, 2014 | | | | | | | | |
| Citation | Pasquali L, Gaulton KJ, Rodríguez-Seguí SA, Mularoni L, Miguel-Escalada I, Akerman I, Tena JJ, Morán I, Gómez-Marín C, van de Bunt M, Ponsa-Cobas J, Castro N, Nammo T, Cebola I, García-Hurtado J, Maestro MA, Pattou F, Piemonti L, Berney T, Gloyn AL, Ravassard P, Gómez-Skarmeta JL, Müller F, McCarthy MI, Ferrer J. Pancreatic islet enhancer clusters enriched in type 2 diabetes risk-associated variants . Nat Genet. 2014. 46:136-43 | | | | | | | | |
| Synopsis | <div style="border: 1px solid gray; padding: 5px;"> <table border="1"> <tr> <td>Study Description</td> <td>Goals</td> </tr> <tr> <td>Approaches</td> <td>Results</td> <td>Conclusions</td> </tr> <tr> <td colspan="3">Related Studies</td> </tr> </table> <p>We combined ChIP-seq of chromatin marks and key islet transcription factor with RNA-seq in human islets to map cis-regulatory networks in this primary tissue. The output of this project provides a reference map to dissect genetic variants that alter the susceptibility for Type 2 diabetes, and assist efforts to generate new beta-cells by transcriptional programming strategies</p> </div> | Study Description | Goals | Approaches | Results | Conclusions | Related Studies | | |
| Study Description | Goals | | | | | | | | |
| Approaches | Results | Conclusions | | | | | | | |
| Related Studies | | | | | | | | | |
| Platform types | TF Binding ChIP-Seq, TF Binding, Histone modification ChIP-Seq, Epigenomic | | | | | | | | |
| Platforms | Not available | | | | | | | | |
| Study Design Type | <ul style="list-style-type: none"> binding_site_identification_design | | | | | | | | |
| Study Factors | Show study factors | | | | | | | | |
| Study Assays | Show study assays | | | | | | | | |

Access to Study Data

This Study Data is publicly available to all users.


Gene List(s)

There are no gene lists currently available for this study.


Genome Browser

Browse related tracks on the genome browser by clicking on the link(s) below:

Access Status


 This resource is publicly viewable.

Request this Resource

 Request from a repository

Primary contributor: [Ferrer Lab](#)

Resource Tags

 Login to edit tags

 [Read more about tags](#)

Resource History & Actions

Approved on Nov 07, 2013
Last modified on Apr 15, 2014

 Login to edit or request an edit

Related resources**BCBC**

No matching resources

Other Consortia

No matching resources

Data courtesy of [dkCOIN](#). Only public resources are displayed.

| | |
|---|--|
| View tracks for this study in the region near the NKX2-2 gene | PDX1 Binding Peak Calls and Coverage |
| View tracks for this study in the region near the NKX2-2 gene | FOXA2 Binding Peak Calls and Coverage |
| View tracks for this study in the region near the NKX2-2 gene | NKX2-2 Binding Peak Calls and Coverage |
| View tracks for this study in the region near the NKX2-2 gene | NKX6-1 Binding Peak Calls and Coverage |
| View tracks for this study | MAFB Binding Peak Calls and Coverage |
| View tracks for this study | H2AZ Binding Peak Calls and Coverage |

Lists of Locations

Use the following form(s) to refine the parameters and add the list of genomic sequences corresponding to peak calls to a strategy. Depending on your choices, these searches may be slow.

▼ PDX1 Binding in Human Islets, Sample HI 32 (MACS Peak Calls)

Retrieve:

Whole Genome

Peaks in a Region of Interest (specify below):

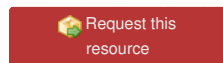
chr11

Enter a region (e.g., chr:start-stop) or enter just the chromosome (e.g., chr12 or chrX) to search for peaks on a single chromosome. Select the "Whole Genome" option or leave the text box blank to return all results from this analysis.

- ▶ PDX1 Binding in Human Islets, Sample HI 45 (MACS Peak Calls)
- ▶ FOXA2 Binding in Human Islets, Sample HI 101 (MACS Peak Calls)
- ▶ FOXA2 Binding in Human Islets, Sample HI 32 (MACS Peak Calls)
- ▶ NKX2-2 Binding in Human Islets, Sample HI 87 (MACS Peak Calls)
- ▶ NKX2-2 Binding in Human Islets, Sample HI 88 (MACS Peak Calls)
- ▶ MAFB Binding in Human Islets, Sample HI 87 (MACS Peak Calls)
- ▶ MAFB Binding in Human Islets, Sample HI 81 (MACS Peak Calls)
- ▶ NKX6-1 Binding in Human Islets, Sample HI 118 (MACS Peak Calls)
- ▶ NKX6-1 Binding in Human Islets, Sample HI 102 (MACS Peak Calls)
- ▶ H2AZ Binding in Human Islets, Sample HI 22 (MACS Peak Calls)
- ▶ H2AZ Binding in Human Islets, Sample HI 32 (MACS Peak Calls)
- ▶ H2AZ Binding in Human Islets, Sample HI 34 (MACS Peak Calls)

Repositories

Ferrer Lab



Stock #: *Not provided*
 Availability Notes: *Not provided*

Comments

There are no comments for this entry.

