

**My Account**

Login  
Create Account

**Resources**

View All (813)  
Adenoviruses (137)  
Antibodies (175)  
Bioimages (67)  
Genomics Studies (145)  
mESC Lines (68)  
Mouse Strains (120)  
Miscellaneous (46)  
Protocols (55)  
Research Data (4)  
Resource Tags (389)  
Visualization (9)

**Research & Cores**

Core Facilities (5)  
Research Highlights (5)  
Research Networks  
Research Objectives

**Information**

About the BCBC  
BCBC Events  
Branding & Logos  
Career Opportunities  
Health  
NIH hESC Registry  
Policies & Guidelines  
Member Publications  
Research Programs  
Research Investigators  
Member Directory  
Tutorials

**Pax4<sup>(HA.LCA)Ggu</sup> - Mouse Strain RES4146****Mouse Information**

<b>Common Name:</b>	Pax4 <sup>(HA.LCA)Ggu</sup>
<b>MGI Official Name:</b>	Pax4 <sup>(HA.LCA)Ggu</sup>
<b>Description:</b>	This mouse line was made by gene targeting and designed to express an HA-tagged version of the transcription factor Pax4. The Lox71 and Lox2272 sites were inserted flanking the last coding exon of the Pax4 gene. Within the flanked region an HA-tag was placed at the C-terminus of the PAX4 protein. This allele can be used to study chromatin and protein-protein interactions of PAX4. Additionally, the Lox71 and Lox2272 sites allow for manipulations of the flanked region by RMCE in the future.
<b>Categories:</b>	Cre-lox floxed alleles

**Genetic Alterations**

<b>1) Targeted Mutagenesis</b>	
<b>Type of Allele</b>	Cassette Acceptor
<b>Targeted Gene</b>	paired box 4 (Pax4 - <a href="#">NCBI GeneID:18506</a> )
<b>Targeted Allele</b>	targeted mutation 1 (Pax4 <sup>Im1(LCA)Ggu</sup> )
<b>Description of Targeting Vector</b>	The targeting vector contains 5.7 Kb 5' and 3.5 kb 3' homology arms. Lox71 and Lox2272 sites were inserted flanking the last coding exon of the Pax4 gene. Within the flanked region an HA-tag was placed at the C-terminus of the PAX4 protein. The vector also contains a FRT-flanked puTK selection marker for positive selection by puromycin (targeting events) and negative selection by ganciclovir (RMCE events).
<b>Targeting Vector Genbank File</b>	<a href="#">Pax4.HA.LCA.gb</a>
<b>Citations</b>	Not Available


**Strain Information**

<b>Strain Type:</b>	Mixed
<b>Chimera/Founder Genetic Background:</b>	129S6/SvEvTac
<b>Current Genetic Background:</b>	C57BL/6 (date recorded: 11/21/2011)
<b>Strain Description:</b>	Not provided


**Associated Images**

<b>Image 1</b>	<b>Description:</b> Not provided
	<b>Reference:</b> Not provided

**Access Status**

 This resource is publicly viewable.

**Request this Resource**

 Request from a repository

Primary contributor: [Gu Lab](#)  
Co-contributed by:  
• [BCBC Mouse / ES Cell Core](#)

**Resource Tags**


mouse, mouse strain, Pax4<sup>(HA.LCA)Ggu</sup>

 Login to edit tags

 Read more about tags

**Resource History & Actions**

Approved on Feb 26, 2013  
Last modified on Nov 12, 2012

 Login to edit or request an edit

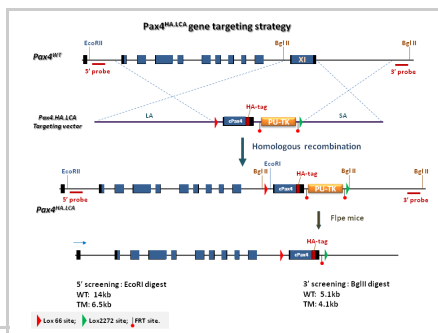
**Related resources****BCBC**

No matching resources

**Other Consortia**

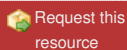
No matching resources

Data courtesy of [dkCOIN](#). Only public resources are displayed.



## Repositories

Gu Lab



Stock #: *Not provided*  
Availability Notes: *Not provided*

## Contact Information

Preferred Contact

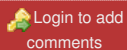
Name	Guoqiang Gu
Institution	Vanderbilt University
Phone	615-936-3634
Email	<a href="mailto:guoqiang.gu@vanderbilt.edu">guoqiang.gu@vanderbilt.edu</a>

## Associated Publications

*No publications associated*

## Comments

*There are no comments for this entry.*



[Home](#) · [Your Account](#) · [News & Events](#) · [Resources](#) · [Policies & Guidelines](#) · [About Us](#) · [FAQ](#) · [Site Map](#)

© 2002-2015 Beta Cell Biology Consortium - All Rights Reserved. [Terms of usage and disclaimer](#).

