

My Account

[Login](#)
[Create Account](#)

Resources

[View All \(813\)](#)
[Adenoviruses \(137\)](#)
[Antibodies \(175\)](#)
[Bioimages \(67\)](#)
[Genomics Studies \(145\)](#)
[mESC Lines \(68\)](#)
[Mouse Strains \(120\)](#)
[Miscellaneous \(46\)](#)
[Protocols \(55\)](#)
[Research Data \(4\)](#)
[Resource Tags \(389\)](#)
[Visualization \(9\)](#)

Research & Cores

[Core Facilities \(5\)](#)
[Research Highlights \(5\)](#)
[Research Networks](#)
[Research Objectives](#)

Information


[About the BCBC](#)
[BCBC Events](#)
[Branding & Logos](#)
[Career Opportunities](#)
[Health](#)
[NIH hESC Registry](#)
[Policies & Guidelines](#)
[Member Publications](#)
[Research Programs](#)
[Research Investigators](#)
[Member Directory](#)
[Tutorials](#)

Monoclonal Mouse Pax4 raised in Mouse - Antibody RES4131**Antibody Information**

Antibody ID:	AB3214
Antigen:	Pax4 (NCBI Gene ID: 18506)
Type:	Monoclonal
Isotype:	IgG1
Immunogen Source:	Fusion Protein
Raised In:	Mouse
Peptide:	GST-Pax4 N-term (aa132-aa171)
Source of Antigen:	Mouse
Cross Reacts With:	Mouse
Affinity Purified:	Affinity Purified
Purity Details:	<i>Not provided</i>
Positive Control:	<i>Not provided</i>
Notes:	M-Pax41F15A3 provided in 100 ug aliquots This antibody cross-reacts with Pax-6

Applications and Uses

Application	Concentration	Storage Buffer	Protocols and Description
IHC-CC	1-1000	<i>Not provided</i>	Description: on overexpressing cells Protocols:

Associated Images**Image 1****Description:**

Cells were transfected with EGFP or a Pax4-EGFP fusion protein and stained for PAX4 expression with the clones F3 F15 and F22.

No staining was observed in the EGFP transfected cells: Pax4 specific staining was observed in absence of pre-absorption or when pre-absorbed with an Irx2-GST. All signal was blocked when the antibodies were pre-absorbed with a Pax4-GST.

Reference:

Not provided


Repositories**Antibody Core (Retired)**

Out of stock **Stock #:** *Not provided*
Availability Notes: DISCONTINUED / NO LONGER AVAILABLE


Contact Information**Preferred Contact**

Name Claude Rescan
Institution Hagedorn Research Institute

Access Status

 This resource is publicly viewable.

Request this Resource

 Request from a repository

Primary contributor: [Antibody Core \(Retired\)](#)
 Co-contributed by:

- [Antibody Core \(USA\)](#)

Resource Tags


antibody, Monoclonal, Mouse, Pax4

 Login to edit tags

 Read more about tags

Resource History & Actions

Approved on
 Last modified on Sep 30, 2011

 Login to edit or request an edit

Related resources**BCBC**

No matching resources

Other Consortia

No matching resources

Data courtesy of [dkCOIN](#). Only public resources are displayed.


Phone	(45) 44439155
Email	cres@hagedorn.dk

Associated Publications

No publications associated

Comments

There are no comments for this entry.

 Login to add comments

[Home](#) · [Your Account](#) · [News & Events](#) · [Resources](#) · [Policies & Guidelines](#) · [About Us](#) · [FAQ](#) · [Site Map](#)

© 2002-2015 Beta Cell Biology Consortium - All Rights Reserved. [Terms of usage and disclaimer.](#)

