

My Account

Login
Create Account

Resources

View All (813)
Adenoviruses (137)
Antibodies (175)
Bioimages (67)
Genomics Studies (145)
mESC Lines (68)
Mouse Strains (120)
Miscellaneous (46)
Protocols (55)
Research Data (4)
Resource Tags (389)
Visualization (9)

Research & Cores

Core Facilities (5)
Research Highlights (5)
Research Networks
Research Objectives

Information

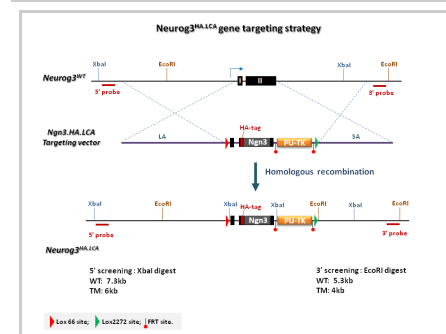
About the BCBC
BCBC Events
Branding & Logos
Career Opportunities
Health
NIH hESC Registry
Policies & Guidelines
Member Publications
Research Programs
Research Investigators
Member Directory
Tutorials

Ngn3^{HA.LCA} - ES Cell Line RES4059**ESC Line Information**

Cell Line Name:	Ngn3 ^{HA.LCA}
Parental Cell Line:	TL-1
Background Strain:	129
Culturing Protocol:	<i>Not provided.</i>
Description:	This ES cell line was made by gene targeting and designed to express an HA-tagged version of the transcription factor Ngn3. The Lox71 and Lox2272 sites were inserted flanking the Ngn3 coding sequence. Within the flanked region an HA-tag was placed at the N-terminus of the Ngn3 protein. This allele can be used to study chromatin and protein-protein interactions of Ngn3. Additionally, the Lox71 and Lox2272 sites allow for manipulations of the flanked region by RMCE.

Genetic Alterations**1) Targeted Mutagenesis**


Type of Allele	Cassette Acceptor
Targeted Gene	Neurogenin 3 (Neurog3 - NCBI GeneID:11925)
Targeted Allele	<i>Not provided</i>
Description of Targeting Vector	The targeting vector contains a 5.5 kb 5' arm and a 3.5 kb 3' arm. Lox71 and Lox2272 sites were inserted flanking the Ngn3 gene, where Ngn3 cDNA was replaced with that encoding for an HA-tagged Ngn3 protein. The vector also contains a FRT-flanked Pgk-Puro-deltaTK cassette for positive selection by puromycin (targeting events) and negative selection by ganciclovir (RMCE events).
Targeting Vector Genbank File	Ngn3HALCA.gb
Citations	Not Available

Associated Images**Image 1**


Description:
Not provided

Reference:
Not provided

Access Status

 This resource is publicly viewable.

Request this Resource


 Request from a repository


Primary contributor: [Gu Lab](#)
Co-contributed by:

- [BCBC Mouse / ES Cell Core](#)
- [Magnuson Lab](#)

Resource Tags


embryonic, es, esc, Ngn3^{HA.LCA}, stem, TL-1

 Login to edit tags

 Read more about tags

Resource History & Actions

Approved on Dec 21, 2011
Last modified on Apr 22, 2015

 Login to edit or request an edit

Related resources**BCBC**

No matching resources


Other Consortia

No matching resources

Data courtesy of [dkCOIN](#). Only public resources are displayed.

Repositories

Magnuson Lab

 Request this resource

Stock #: *Not provided*
Availability Notes: *Not provided*

Contact Information

Preferred Contact


Name	Guoqiang Gu
Institution	Vanderbilt University
Phone	615-936-3634
Email	guoqiang.gu@vanderbilt.edu

Associated Publications

No publications associated

Comments

There are no comments for this entry.

 Login to add
comments

[Home](#) · [Your Account](#) · [News & Events](#) · [Resources](#) · [Policies & Guidelines](#) · [About Us](#) · [FAQ](#) · [Site Map](#)

© 2002-2015 Beta Cell Biology Consortium - All Rights Reserved. [Terms of usage and disclaimer.](#)

