

**My Account**

Login  
Create Account

**Resources**

View All (813)  
Adenoviruses (137)  
Antibodies (175)  
Bioimages (67)  
Genomics Studies (145)  
mESC Lines (68)  
Mouse Strains (120)  
Miscellaneous (46)  
Protocols (55)  
Research Data (4)  
Resource Tags (389)  
Visualization (9)



**Research & Cores**

Core Facilities (5)  
Research Highlights (5)  
Research Networks  
Research Objectives

**Information**

About the BCBC  
BCBC Events  
Branding & Logos  
Career Opportunities  
Health  
NIH hESC Registry  
Policies & Guidelines  
Member Publications  
Research Programs  
Research Investigators  
Member Directory  
Tutorials

**CD40 activation in human pancreatic islets - Study GBCO3980****Genomics Study Specifications**

<b>Study Name</b>	CD40 activation in human pancreatic islets
<b>Contact Name</b>	<a href="#">Ricardo Pastori</a> (Diabetes Research Institute, University of Miami)
<b>Publication</b>	<a href="http://www.ncbi.nlm.nih.gov/pubmed/18661119">http://www.ncbi.nlm.nih.gov/pubmed/18661119</a>
<b>My Strategies</b>	<a href="#">Return to My Strategies page</a>
<b>Classification</b>	Islet/beta-cell stimulation/injury; Cell stimulation/injury
<b>Links</b>	 <a href="#">Biomaterials Graph</a>  <a href="#">GEO</a>
<b>BCBC Release Date</b>	July 21, 2010
<b>Public Release Date</b>	July 21, 2010
<b>Citation</b>	Klein D, Timoneri F, Ichii H, Ricordi C, Pastori RL. <a href="#">CD40 activation in human pancreatic islets and ductal cells</a> . Diabetologia. 2008. 51:1853-61

**Synopsis**

<b>Study Description</b>	Goals	
Approaches	Results	Conclusions
Related Studies		

In this study, we have studied gene expression mediated by CD40-CD40L interaction in islet cells. This approach identified 90 genes and transcripts exhibiting at least a 1.7 fold increase in their expression intensity after treatment with soluble CD40L. A significant number of genes were related to inflammation and oxidative stress.

<b>Platform types</b>	Expression microarray, Expression
<b>Platforms</b>	<a href="#">Show platform Agilent-012391 Whole Human Genome Oligo Microarray G4112A</a>
<b>Study Design Type</b>	<ul style="list-style-type: none"> <li>compound_treatment_design</li> </ul>
<b>Study Factors</b>	<a href="#">Show study factors</a>
<b>Study Assays</b>	<a href="#">Show study assays</a>


**Access to Study Data**

This Study Data is publicly available to all users.


**Gene List(s)**

Use the following form(s) to refine the parameters and add the gene list to a strategy:

**Access Status**

 This resource is publicly viewable.

**Request this Resource**

 Request from a repository

Primary contributor: [Stoeckert Lab](#)

**Resource Tags**


CCL2, CCL4, CD40, CXCL1, CXCL2, CXCL3, IFNG, IL1B, MCP-1, MIP-1beta, TNF-alpha

 Login to edit tags

 Read more about tags

**Resource History & Actions**

Approved on Jul 21, 2010  
Last modified on Jan 17, 2012

 Login to edit or request an edit

**Related resources****BCBC**

No matching resources

**Other Consortia**

No matching resources

Data courtesy of [dkCOIN](#). Only public resources are displayed.

|Fold Change| Greater Than:

Confidence Level: High Confidence  All Results

*For a microarray experiment a result with high confidence has a confidence level of at least 80%.*

*For a ChIP-chip experiment a result with high confidence has a confidence level of at least 90% and all fold changes are positive.*

Reference (Denominator): Control Islet Cells

[Find Genes](#)

### Genome Browser

*There are no genome browser tracks currently available for this study.*

### Lists of Locations

*There are no genomic location datasets currently available for this study.*

### Repositories

#### Stoeckert Lab

[Request this resource](#)

**Stock #:** *Not provided*

**Availability Notes:** *Not provided*

### Comments

*There are no comments for this entry.*

[Login to add comments](#)

