

My Account

Login
Create Account

Resources

View All (813)

Adenoviruses (137)

Antibodies (175)

Bioimages (67)

Genomics Studies (145)

mESC Lines (68)

Mouse Strains (120)

Miscellaneous (46)

Protocols (55)

Research Data (4)

Resource Tags (389)

Visualization (9)

Research & Cores

Core Facilities (5)

Research Highlights (5)

Research Networks

Research Objectives

Information

About the BCBC

BCBC Events

Branding & Logos

Career Opportunities

Health

NIH hESC Registry

Policies & Guidelines

Member Publications

Research Programs



Research Investigators

Member Directory

Tutorials

Ptf1a-dependent gene expression during pancreas development (RNA-Seq part) - Study GBCO3935

Genomics Study Specifications


Study Name	Ptf1a-dependent gene expression during pancreas development (RNA-Seq part)								
Contact Name	Mark Magnuson (Vanderbilt University)								
Publication	Not provided								
My Strategies	Return to My Strategies page								
Classification	Targets and roles of transcriptional regulators; Pancreas development and growth								
Links	 Biomaterials Graph  ArrayExpress								
BCBC Release Date	July 21, 2010								
Citation	<i>unavailable</i>								
Synopsis	<div style="border: 1px solid gray; padding: 5px;"> <table border="1"> <tr> <td style="background-color: #f00; color: white;">Study Description</td> <td>Goals</td> </tr> <tr> <td>Approaches</td> <td>Results</td> <td>Conclusions</td> </tr> <tr> <td colspan="3">Related Studies</td> </tr> </table> <p>This experiment used RNA-Seq technology to explore gene expression in mouse Ptf1a^{YFP/+} [het] FACS sorted cells at E11.5 (early pancreatic Multipotent Progenitor Cells) and E15.5 (nascent acinar cells) as well as in Ptf1a^{YFP/YFP} [null] at E11.5 (delayed early MPC). 376 selected genes identified as differentially expressed between early pancreatic MPC and nascent acinar cells or between early pancreatic and delayed early MPCs have then been examined by Taqman Low Density Arrays (TLDA) with Real Time RT-PCR for each 1-day time point from E10.5 to E15.5 in Ptf1a^{YFP/+} [het] and for E10.5 and E11.5 in Ptf1a^{YFP/YFP} [null]. Finally, 94 genes identified in the first phase of TLDA (including 2 endogenous control, Gapdh and 18S) were analyzed in a second TLDA phase for each 1-day time point from E10.5 to -E18.5 in Ptf1a^{YFP/+} [het] and for E11.5 in Ptf1a^{YFP/YFP} [null] with biological replicates (n>=3) for each time point.</p> </div>	Study Description	Goals	Approaches	Results	Conclusions	Related Studies		
Study Description	Goals								
Approaches	Results	Conclusions							
Related Studies									
Platform types	Expression, Expression RNA-Seq								
Platforms	<i>Not available</i>								
Study Design Type	<ul style="list-style-type: none"> development_or_differentiation_design genetic_modification_design time_series_design transcript_identification_design 								
Study Factors	Show study factors								
Study Assays	Show study assays								

Access to Study Data


To access the Study Data you must "Request this Resource" (below) and the supplier must fill your Request. Then Beta Cell Genomics will contact you with details on how to access the data.

Gene List(s)

Access Status

 This resource is publicly viewable.

Request this Resource

 Request from a repository

Primary contributor: [BCBC Mouse / ES Cell Core](#)

Co-contributed by:

- [Stoeckert Lab](#)

Resource Tags

 Login to edit tags

 Read more about tags

Resource History & Actions

Approved on Jul 21, 2010
Last modified on Aug 02, 2011

 Login to edit or request an edit

Related resources

BCBC

No matching resources

Other Consortia


No matching resources

Data courtesy of [dkCOIN](#). Only public resources are displayed.

To access this study's gene list(s) you must "Request this Resource" (below) and the supplier must fill your Request.

Repositories

Magnuson Lab


 Request this resource

Stock #: *Not provided*

Availability Notes: *Not provided*

Comments

There are no comments for this entry.

 Login to add comments

[Home](#) · [Your Account](#) · [News & Events](#) · [Resources](#) · [Policies & Guidelines](#) · [About Us](#) · [FAQ](#) · [Site Map](#)

© 2002-2015 Beta Cell Biology Consortium - All Rights Reserved. [Terms of usage and disclaimer.](#)

