

My Account

Login
Create Account

Resources

View All (813)
Adenoviruses (137)
Antibodies (175)
Bioimages (67)
Genomics Studies (145)
mESC Lines (68)
Mouse Strains (120)
Miscellaneous (46)
Protocols (55)
Research Data (4)
Resource Tags (389)
Visualization (9)

Research & Cores

Core Facilities (5)
Research Highlights (5)
Research Networks
Research Objectives

Information

About the BCBC
BCBC Events
Branding & Logos
Career Opportunities
Health
NIH hESC Registry
Policies & Guidelines
Member Publications
Research Programs
Research Investigators
Member Directory
Tutorials

Polyclonal Mouse IA1 (Insm-1) raised in Rabbit - Antibody RES336

Antibody Information

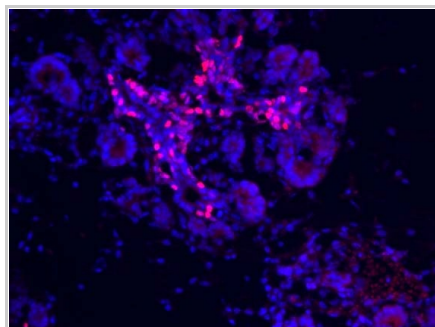
Antibody ID:	AB2154
Antigen:	IA1 (Insm-1) (NCBI Gene ID: 53626)
Type:	Polyclonal
Isotype:	Not Applicable
Immunogen Source:	Fusion Protein
Raised In:	Rabbit
Peptide:	GST-IA1 (aa2-167)
Source of Antigen:	Mouse
Cross Reacts With:	Mouse
Affinity Purified:	Serum
Purity Details:	<i>Not provided</i>
Positive Control:	Mouse e15.5 embryonic pancreas
Notes:	This antibody was donated by Gerard Gradwohl, INSERM Strasbourg, France

Applications and Uses

Application	Concentration	Storage Buffer	Protocols and Description
IHC	1:500	<i>Not provided</i>	Description: With antigen retrieval (4min at 650W and 16min at 160W in microwave in 10 mM pH6 Na citrate buffer) on paraffin and cryo section Protocols:
IHC	1:2000	<i>Not provided</i>	Description: TSA with antigen retrieval (4 min at 650W and 16 min at 160W in microwave in 10 mM pH6 Na citrate buffer) on cryo section Protocols:

Associated Images

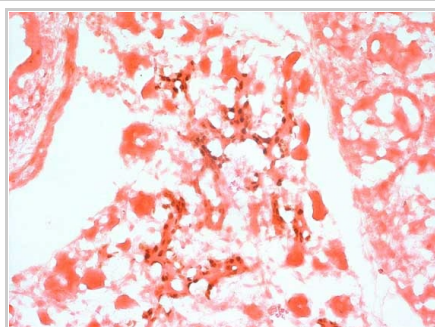
Image 1



Description:
IHC staining of e15.5 mouse pancreas with anti-mIA1 R95 using TSA amplification

Reference:
Christophe Orvain, INSERM


Image 2




Description:
IHC staining of e15.5 mouse pancreas with anti-mIA1 R95 using DAB staining

Reference:
Christophe Orvain, INSERM

Access Status

 This resource is publicly viewable.

Request this Resource

 Request from a repository


Primary contributor: [Antibody Core \(Retired\)](#)


Co-contributed by:

- [Antibody Core \(USA\)](#)

Resource Tags

AbCore, antibody, IA1, IA1 (Insm-1), Insm-1, Mouse, Polyclonal

 Login to edit tags

 Read more about tags

Resource History & Actions

Approved on
Last modified on Aug 29, 2007

 Login to edit or request an edit

Related resources

BCBC

No matching resources

Other Consortia

No matching resources

Data courtesy of [dkCOIN](#). Only public resources are displayed.

Repositories

BCBC members may [Login](#) to request this resource.

BCBC members may [Login](#) to request this resource.

Contact Information

Preferred Contact


Name	Michael Ray
Institution	Vanderbilt University
Phone	(615)343-8258
Email	michael.ray@vanderbilt.edu

Associated Publications

No publications associated

Comments

There are no comments for this entry.

 [Login to add comments](#)

