

My Account

[Login](#)
[Create Account](#)

Resources

[View All \(813\)](#)
[Adenoviruses \(137\)](#)
[Antibodies \(175\)](#)
[Bioimages \(67\)](#)
[Genomics Studies \(145\)](#)
[mESC Lines \(68\)](#)
[Mouse Strains \(120\)](#)
[Miscellaneous \(46\)](#)
[Protocols \(55\)](#)
[Research Data \(4\)](#)
[Resource Tags \(389\)](#)
[Visualization \(9\)](#)

Research & Cores

[Core Facilities \(5\)](#)
[Research Highlights \(5\)](#)
[Research Networks](#)
[Research Objectives](#)

Information

[About the BCBC](#)
[BCBC Events](#)
[Branding & Logos](#)
[Career Opportunities](#)
[Health](#)
[NIH hESC Registry](#)
[Policies & Guidelines](#)
[Member Publications](#)
[Research Programs](#)
[Research Investigators](#)
[Member Directory](#)
[Tutorials](#)

Monoclonal Rat PDX1 raised in Mouse - Antibody RES317**Antibody Information**

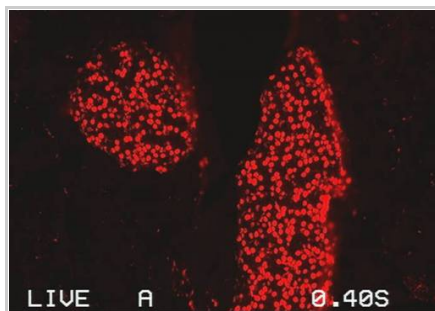
Antibody ID:	AB2073
Antigen:	PDX1 (NCBI Gene ID: 29535)
Type:	Monoclonal
Isotype:	IgG1
Immunogen Source:	Fusion Protein
Raised In:	Mouse
Peptide:	GST-Pdx1 (aa215-283)
Source of Antigen:	Rat
Cross Reacts With:	Mouse,Rat
Affinity Purified:	Affinity Purified
Purity Details:	<i>Not provided</i>
Positive Control:	Adult Mouse Pancreas
Notes:	<i>Not provided</i>

Applications and Uses

Application	Concentration	Storage Buffer	Protocols and Description
IHC-AIFr	1:500	PBS, 0.05% Sodium Azide	Description: <i>Not provided</i> Protocols: 1. IHC TSA Protocol

Associated Images

Image 1

**Description:**

IHC staining of adult mouse pancreas fixed for 24 hr in PFA with mouse anti-pdx1 mAb F109-D1

Reference:

Not provided

Repositories

Antibody Core (Retired)

Out of stock **Stock #:** F109-D1
Availability Notes: DISCONTINUED / NO LONGER AVAILABLE

Contact Information


Preferred Contact

Name	Ole Madsen
Institution	Hagedorn Research Institute
Phone	+45 4443 9197
Email	odm@hagedorn.dk


Associated Publications

Publication	Citation
-------------	----------

Access Status

 This resource is publicly viewable.

Request this Resource

 Request from a repository

Primary contributor: [Antibody Core](#)


(Retired)

Co-contributed by:

- [Antibody Core \(USA\)](#)

Resource Tags


AbCore, antibody, Monoclonal, PDX1, Rat

 Login to edit tags

 Read more about tags

Resource History & Actions

Approved on
 Last modified on Aug 05, 2005

 Login to edit or request an edit

Related resources**BCBC**

No matching resources

Other Consortia


No matching resources

Data courtesy of [dkCOIN](#). Only public resources are displayed.

[20558340](#) Galbo T, Pedersen IL, Fløyel T, Bang-Berthelsen CH, Serup P, Madsen OD, Hald J [Novel monoclonal antibodies against Pdx1 reveal feedback regulation of Pdx1 protein levels.](#) (2010) *Eur J Histochem* **54**: e19 (Added January 08, 2013)

Comments

There are no comments for this entry.

 Login to add
comments

[Home](#) · [Your Account](#) · [News & Events](#) · [Resources](#) · [Policies & Guidelines](#) · [About Us](#) · [FAQ](#) · [Site Map](#)

© 2002-2015 Beta Cell Biology Consortium - All Rights Reserved. [Terms of usage and disclaimer.](#)

