

My Account

[Login](#)
[Create Account](#)

Resources

[View All \(813\)](#)
[Adenoviruses \(137\)](#)
[Antibodies \(175\)](#)
[Bioimages \(67\)](#)
[Genomics Studies \(145\)](#)
[mESC Lines \(68\)](#)
[Mouse Strains \(120\)](#)
[Miscellaneous \(46\)](#)
[Protocols \(55\)](#)
[Research Data \(4\)](#)
[Resource Tags \(389\)](#)
[Visualization \(9\)](#)

Research & Cores

[Core Facilities \(5\)](#)
[Research Highlights \(5\)](#)
[Research Networks](#)
[Research Objectives](#)

Information

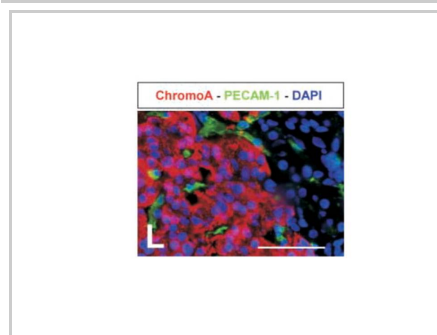
[About the BCBC](#)
[BCBC Events](#)
[Branding & Logos](#)
[Career Opportunities](#)
[Health](#)
[NIH hESC Registry](#)
[Policies & Guidelines](#)
[Member Publications](#)
[Research Programs](#)
[Research Investigators](#)
[Member Directory](#)
[Tutorials](#)

Polyclonal Human Chromogranin A raised in Rabbit - Antibody RES283**Antibody Information**

Antibody ID:	AB1664
Antigen:	Chromogranin A (NCBI Gene ID: 1113)
Type:	Polyclonal
Isotype:	Not Applicable
Immunogen Source:	Peptide
Raised In:	Rabbit
Peptide:	<i>Not provided</i>
Source of Antigen:	Human
Cross Reacts With:	Human
Affinity Purified:	Affinity Purified
Purity Details:	IgG fraction
Positive Control:	human pancreas tissue
Notes:	<i>Not provided</i>

Applications and Uses

Application	Concentration	Storage Buffer	Protocols and Description
IHC-P	1:200	PBS	Description: <i>Not provided</i> Protocols: 1. Fluorescence

Associated Images**Image 1****Description:**

Expression of chromogranin A in human pancreatic islets.

Reference:

12754281

Repositories**DAKO**

 Request via www.dakocytomation.com website


Stock #: A 0430

Availability Notes: *Not provided*


Contact Information**Preferred Contact**

Name	Dako
Institution	<i>Not provided</i>
Phone	800-235-5763
Email	customer.service.us@dako.com

Associated Publications**Access Status**

 This resource is publicly viewable.

Request this Resource

 Request from a repository


Primary contributor: [Antibody Core \(Retired\)](#)


Co-contributed by:

- [Antibody Core \(USA\)](#)

Resource Tags

antibody, Chromogranin A, Human, Polyclonal

 Login to edit tags

 Read more about tags

Resource History & Actions

Approved on

Last modified on Oct 30, 2012

 Login to edit or request an edit

Related resources**BCBC**

No matching resources

Other Consortia

No matching resources

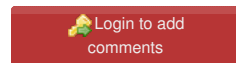
Data courtesy of [dkCOIN](#). Only public resources are displayed.

Publication Citation

12754281 Klein T, Ling Z, Heimberg H, Madsen OD, Heller RS, Serup P Nestin is expressed in vascular endothelial cells in the adult human (2003) *J Histochem Cytochem* **51**: 697-706 (Added April 04, 2006)

Comments

There are no comments for this entry.



[Home](#) · [Your Account](#) · [News & Events](#) · [Resources](#) · [Policies & Guidelines](#) · [About Us](#) · [FAQ](#) · [Site Map](#)

© 2002-2015 Beta Cell Biology Consortium - All Rights Reserved. [Terms of usage and disclaimer.](#)

