

My Account

Login
Create Account

Resources

View All (813)
Adenoviruses (137)
Antibodies (175)
Bioimages (67)
Genomics Studies (145)
mESC Lines (68)
Mouse Strains (120)
Miscellaneous (46)
Protocols (55)
Research Data (4)
Resource Tags (389)
Visualization (9)

Research & Cores

Core Facilities (5)
Research Highlights (5)
Research Networks
Research Objectives

Information

About the BCBC
BCBC Events
Branding & Logos
Career Opportunities
Health
NIH hESC Registry
Policies & Guidelines
Member Publications
Research Programs
Research Investigators
Member Directory
Tutorials

Nkx2.2:LacZ - Mouse Strain RES240**Mouse Information**

Common Name:	Nkx2.2:LacZ
MGI Official Name:	Nkx2-2 ^{tm1Suss}
Description:	The lacZ gene has been knocked in to the Nkx2.2 genomic locus using RMCE, effectively replacing the two coding exons.
Categories:	LacZ

Genetic Alterations

1) RMCE Targeted Mutagenesis	
Type of Allele	Cassette Acceptor
Targeted Gene	NK2 transcription factor related, locus 2 (Nkx2-2 - NCBI GeneID:18088)
Targeted Allele	targeted mutation 1 (Nkx2.2 ^{tm1(LCA)})
Description of Targeting Vector	Through homologous recombination in ES cells, a 5.115 kb region of the Nkx2.2 gene is replaced by a floxed tk-neo cassette, a puromycin-thymidine kinase fusion gene driven by the mouse phosphoglycerol kinase promoter (pUTK) and a neomycin resistant gene driven by the bacterial EM7 promoter (EM7neo) flanked by minimal (34 bp) tandemly oriented lox71 and lox2272 sites (Cre-recombinase recognition sequences).
Targeting Vector Genbank File	pNkx2.2.TV.gb
Recombinase-Mediated Cassette Exchange Stage	
Type of Allele:	Not available
Exchanged Cassette Gene	Not provided.
Exchanged Cassette Allele Name	Nkx2.2:LacZ
Description of Exchange Vector	Nkx2.2:LacZ
Exchange Vector Genbank File:	Not Available
Citations	Not Available

Strain Information

Strain Type:	Mixed
Chimera/Founder Genetic Background:	129S6/SvEvTac
Current Genetic Background:	Not provided (date recorded: Not provided)
Strain Description:	The strain was generated on a 129 background. Once it arrives to the Sussel lab, it will be maintained on an Swiss Black outbred background.


Associated Images

No associated images have been supplied


Repositories

Sussel Lab

Access Status

 This resource is publicly viewable.


Request this Resource


 Request from a repository

Primary contributor: [Sussel Lab](#)
Co-contributed by:
• [BCBC Mouse / ES Cell Core](#)

Resource Tags

LacZ, mESC Core, mouse, mouse strain, Nkx2.2, Nkx2.2:LacZ, Nkx2-2^{tm1Suss}, RMCE

 Login to edit tags

 Read more about tags

Resource History & Actions

Approved on Jul 29, 2008
Last modified on Mar 24, 2015

 Login to edit or request an edit


Related resources**BCBC**

No matching resources

Other Consortia

No matching resources

Data courtesy of [dkCOIN](#). Only public resources are displayed.

 Request this resource

Stock #: *Not provided*
Availability Notes: *Not provided*

Contact Information

Preferred Contact

Name	Lori Sussel
Institution	Columbia University
Phone	212-851-5115
Email	lgs2@columbia.edu

Primary Lab Contact


Name	Lori Sussel
Institution	Columbia University
Phone	212-851-5115
Email	lgs2@columbia.edu

Associated Publications

No publications associated

Comments

There are no comments for this entry.

 Login to add comments

