

My Account

Login
Create Account

Resources

View All (813)

- Adenoviruses (137)
- Antibodies (175)
- Bioimages (67)
- Genomics Studies (145)
- mESC Lines (68)
- Mouse Strains (120)
- Miscellaneous (46)
- Protocols (55)
- Research Data (4)
- Resource Tags (389)
- Visualization (9)

Research & Cores

Core Facilities (5)

- Research Highlights (5)
- Research Networks
- Research Objectives

Information

- About the BCBC
- BCBC Events
- Branding & Logos
- Career Opportunities
- Health
- NIH hESC Registry
- Policies & Guidelines
- Member Publications
- Research Programs
- Research Investigators
- Member Directory
- Tutorials

Ngn3-IRES-NLS-LacZ - Mouse Strain RES223**Mouse Information**

Common Name:	Ngn3-IRES-NLS-LacZ
MGI Official Name:	Tg(Neurog3-IRES-NLS-LacZ)1Ggr
Description:	Transgenic mice where Ngn3-positive cell are labeled with beta-galactosidase. Due to the stability of beta-galactosidase protein, the early descendants of Ngn3-positive cells are also labeled. To generate the Ngn3 promoter::LacZ construct, a 6.86 kb XbaI-XhoI fragment (6696 bp of 5' genomic and untranslated region sequences and 176 bp of ngn3 coding region) of mouse ngn3 genomic DNA was cloned upstream of the IRES-NLS-LacZ-pA sequence in pBS-INL vector resulting in plasmid pngn3(6.8)-INL. The 10.6 kb Ngn3-IRES-NLS-LacZ insert was released by NotI digestion and microinjected into murine oocyte pronuclei, and transgenic line was generated and maintained by crossing into a CD1 outbred background.
Categories:	LacZ

Genetic Alterations**1) BAC or Transgene Insertion**

Type of Vector	Plasmid
Promoter	Neurogenin3 (Neurog3 - MGI:11925)
Expressed Gene	LacZ (LacZ)
Description of Transgene	To generate the Ngn3 promoter::LacZ construct, a 6.86 kb XbaI-XhoI fragment (6696 bp of 5' genomic and untranslated region sequences and 176 bp of ngn3 coding region) of mouse ngn3 genomic DNA was cloned upstream of the IRES-NLS-LacZ-pA sequence in pBS-INL vector resulting in plasmid pngn3(6.8)-INL. The 10.6 kb Ngn3-IRES-NLS-LacZ insert was released by NotI digestion and microinjected into murine oocyte pronuclei, and transgenic line was generated and maintained by crossing into a CD1 outbred background.

Vector Genbank File *Not provided*

Citations	PubMedID	Citation
	12456641	Neurogenin3 is differentially required for endocrine cell fate specification in the intestinal and gastric epithelium. (2002) <i>EMBO J</i> 21: 6338-47 (Added 2005-04-13 13:06:08)

Strain Information

Strain Type:	Mixed
Chimera/Founder Genetic Background:	Not provided
Current Genetic Background:	CD-1 (date recorded: Not provided)
Strain Description:	Not provided


Associated Images

No associated images have been supplied

Repositories**Access Status**

 This resource is publicly viewable.

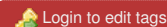
Request this Resource


 Request from a repository

Primary contributor: [Gradwohl Lab](#)

Resource Tags

mouse, mouse strain, Ngn3-IRES-NLS-LacZ

 Login to edit tags

 Read more about tags

Resource History & Actions

Approved on Jan 15, 2008
Last modified on Apr 30, 2008

 Login to edit or request an edit

Related resources**BCBC**


No matching resources

Other Consortia

No matching resources

Data courtesy of [dkCOIN](#). Only public resources are displayed.

Gradwohl Lab

 Request this resource

Stock #: *Not provided*
Availability Notes: *Not provided*

Contact Information

Preferred Contact

Name	Gerard Gradwohl
Institution	Institute of Genetics and Molecular and Cellular Biology (IGBMC)
Phone	33 3 88 65 3312
Email	gradwohl@igbmc.fr

Primary Lab Contact


Name	<i>Not provided</i>
Institution	<i>Not provided</i>
Phone	<i>Not provided</i>
Email	<i>Not provided</i>

Associated Publications

No publications associated

Comments

There are no comments for this entry.

 Login to add comments

