

My Account

[Login](#)
[Create Account](#)

Resources

[View All \(813\)](#)
[Adenoviruses \(137\)](#)
[Antibodies \(175\)](#)
[Bioimages \(67\)](#)
[Genomics Studies \(145\)](#)
[mESC Lines \(68\)](#)
[Mouse Strains \(120\)](#)
[Miscellaneous \(46\)](#)
[Protocols \(55\)](#)
[Research Data \(4\)](#)
[Resource Tags \(389\)](#)
[Visualization \(9\)](#)



Research & Cores

[Core Facilities \(5\)](#)
[Research Highlights \(5\)](#)
[Research Networks](#)
[Research Objectives](#)

Information

[About the BCBC](#)
[BCBC Events](#)
[Branding & Logos](#)
[Career Opportunities](#)
[Health](#)
[NIH hESC Registry](#)
[Policies & Guidelines](#)
[Member Publications](#)
[Research Programs](#)
[Research Investigators](#)
[Member Directory](#)
[Tutorials](#)

Gene expression analysis of control versus VHLH KO islets - Study GBCO3546**Genomics Study Specifications**

Study Name	Gene expression analysis of control versus VHLH KO islets
Contact Name	Wilhelm Krek (ETH Zurich)
Publication	http://www.ncbi.nlm.nih.gov/pubmed/19056893
My Strategies	Return to My Strategies page
Classification	Targets and roles of transcriptional regulators; Islet/beta-cell stimulation/injury; Cell stimulation/injury
Links	 Biomaterials Graph  GEO
BCBC Release Date	February 09, 2009
Public Release Date	February 09, 2009
Citation	Zehetner J, Danzer C, Collins S, Eckhardt K, Gerber PA, Ballschmieter P, Galvanovskis J, Shimomura K, Ashcroft FM, Thorens B, Rorsman P, Krek W. PVHL is a regulator of glucose metabolism and insulin secretion in pancreatic beta cells . <i>Genes Dev.</i> 2008. 22:3135-46
Synopsis	<div style="border: 1px solid gray; padding: 5px;"> <div style="display: flex; justify-content: space-between;"> <div style="background-color: #f0f0f0; padding: 2px;">Study Description</div> <div style="background-color: #f0f0f0; padding: 2px;">Goals</div> </div> <div style="display: flex; justify-content: space-between; margin-top: 5px;"> <div style="background-color: #f0f0f0; padding: 2px;">Approaches</div> <div style="background-color: #f0f0f0; padding: 2px;">Results</div> <div style="background-color: #f0f0f0; padding: 2px;">Conclusions</div> </div> <div style="background-color: #f0f0f0; padding: 2px; margin-top: 5px;">Related Studies</div> </div> <p>Transcription profiling of pancreatic islet cells in wild type and von Hippel-Lindau tumor suppressor knock-out mice. Experiment Overall Design: Three batches of isolated islets from each genotype where used for RNA isolation and Affymetrix measurements.</p>
Platform types	Expression microarray, Expression
Platforms	Show platform Affymetrix Mouse430_2
Study Design Type	<ul style="list-style-type: none"> genetic_modification_design
Study Factors	Show study factors
Study Assays	Show study assays


Access to Study Data

This Study Data is publicly available to all users.


Gene List(s)

Use the following form(s) to refine the parameters and add the gene list to a strategy:

Access Status

 This resource is publicly viewable.

Request this Resource


 Request from a repository

Primary contributor: [Stoeckert Lab](#)

Resource Tags

Affymetrix Mouse430 2.0, Aldoa, aldolase A, alpha non-neuron, alpha subunit, Eno1, enolase 1, fructose-bisphosphate, Gapdh, glyceraldehyde-3-phosphate dehydrogenase, Gpi1g, Hif1a, hypoxia inducible factor 1, isoenzyme 1, lactate dehydrogenase A, Ldha, lucose phosphate isomerase 1, member 1, Pdk1, Pgam1, Pkg1, phosphoglycerate kinase 1, phosphoglycerate mutase 1, pyruvate dehydrogenase kinase, Slc2a1, solute carrier family 2 (facilitated glucose transporter), Tpi1, triosephosphate isomerase 1, Vhl, Vhlh, von Hippel-Lindau syndrome

 Login to edit tags

 Read more about tags

Resource History & Actions

Approved on Feb 09, 2009
Last modified on Jan 17, 2012

 Login to edit or request an edit

Related resources**BCBC**

No matching resources

Other Consortia

No matching resources

Data courtesy of [dkCOIN](#). Only public resources are displayed.

|Fold Change| Greater Than:

Confidence Level: High Confidence All Results

For a microarray experiment a result with high confidence has a confidence level of at least 80%.

For a ChIP-chip experiment a result with high confidence has a confidence level of at least 90% and all fold changes are positive.

Reference (Denominator): Wild Type

[Find Genes](#)

Genome Browser


There are no genome browser tracks currently available for this study.

Lists of Locations

There are no genomic location datasets currently available for this study.

Repositories

Stoeckert Lab


 Request this resource

Stock #: *Not provided*

Availability Notes: *Not provided*

Comments

There are no comments for this entry.

 Login to add comments

