

My Account

Login
Create Account

Resources

View All (813)

Adenoviruses (137)

Antibodies (175)

Bioimages (67)

Genomics Studies (145)

mESC Lines (68)

Mouse Strains (120)

Miscellaneous (46)

Protocols (55)

Research Data (4)

Resource Tags (389)

Visualization (9)

Research & Cores

Core Facilities (5)

Research Highlights (5)

Research Networks

Research Objectives

Information

About the BCBC

BCBC Events

Branding & Logos

Career Opportunities

Health

NIH hESC Registry

Policies & Guidelines

Member Publications

Research Programs



Research Investigators

Member Directory

Tutorials

H9 hESC directed differentiation following Novocell protocol - Study GBCO3365

Genomics Study Specifications

Study Name	H9 hESC directed differentiation following Novocell protocol
Contact Name	Mark Magnuson (Vanderbilt University)
Publication	Not provided
My Strategies	Return to My Strategies page
Classification	Cell differentiation; Targets and roles of transcriptional regulators; Differentiation of insulin-producing cells
Links	 Biomaterials Graph  ArrayExpress
BCBC Release Date	February 09, 2009
Public Release Date	July 29, 2011
Citation	unavailable
Differentiation Protocol Display	<ul style="list-style-type: none"> Visualize specific gene expression during H9 hESC directed differentiation Methods

Synopsis

Study Description	Goals	
Approaches	Results	Conclusions
Related Studies		
<p>Human embryonic stem cells (WiCell H9 passage 52) were differentiated following the Novocell protocol (D'Amour et al. Nature Biotechnology, 2005). The two biological replicates (Trial 15 and Trial 16) were analyzed by Real-Time PCR utilizing TaqMan Low Density Array Cards that have been customized for a set of 46 genes specific for endoderm and pancreatic gene expression.</p>		

Platform types	Expression RT-PCR, Expression
Platforms	Show platform qPCR Primer Set (Magnuson)
Study Design Type	<ul style="list-style-type: none"> compound_treatment_design
Study Factors	Show study factors
Study Assays	Show study assays

Access to Study Data

This Study Data is publicly available to all users.


Gene List(s)

There are no gene lists currently available for this study.


Genome Browser

There are no genome browser tracks currently available for this study.

Lists of Locations**Access Status**

 This resource is publicly viewable.

Request this Resource

 Request from a repository

Primary contributor: [BCBC Mouse / ES Cell Core](#)
 Co-contributed by:

- [Stoeckert Lab](#)

Resource Tags

 Login to edit tags

 Read more about tags

Resource History & Actions

Approved on Feb 09, 2009
 Last modified on Aug 02, 2011

 Login to edit or request an edit

Related resources**BCBC**

No matching resources

Other Consortia

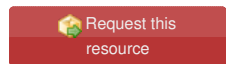
No matching resources

Data courtesy of [dkCOIN](#). Only public resources are displayed.

There are no genomic location datasets currently available for this study.

Repositories

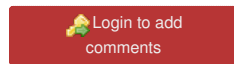
Magnuson Lab



Stock #: *Not provided*
Availability Notes: *Not provided*

Comments

There are no comments for this entry.



[Home](#) · [Your Account](#) · [News & Events](#) · [Resources](#) · [Policies & Guidelines](#) · [About Us](#) · [FAQ](#) · [Site Map](#)

© 2002-2015 Beta Cell Biology Consortium - All Rights Reserved. [Terms of usage and disclaimer.](#)

