

My Account

Login
Create Account

Resources

View All (813)
Adenoviruses (137)
Antibodies (175)
Bioimages (67)
Genomics Studies (145)
mESC Lines (68)
Mouse Strains (120)
Miscellaneous (46)
Protocols (55)
Research Data (4)
Resource Tags (389)
Visualization (9)

Research & Cores



Core Facilities (5)
Research Highlights (5)
Research Networks
Research Objectives

Information

About the BCBC
BCBC Events
Branding & Logos
Career Opportunities
Health
NIH hESC Registry
Policies & Guidelines
Member Publications
Research Programs
Research Investigators
Member Directory
Tutorials

Overexpression of Neurogenin3 in Mpac mouse ductal cells - Study GBCO1470

Genomics Study Specifications

Study Name	Overexpression of Neurogenin3 in Mpac mouse ductal cells
Contact Name	Caroline Mrejen
Publication	http://www.ncbi.nlm.nih.gov/pubmed/15340143
My Strategies	Return to My Strategies page
Classification	Targets and roles of transcriptional regulators
Links	 Biomaterials Graph  ArrayExpress
BCBC Release Date	November 03, 2004
Public Release Date	November 03, 2004
Citation	Gasa R, Mrejen C, Leachman N, Otten M, Barnes M, Wang J, Chakrabarti S, Mirmira R, German M. Proendocrine genes coordinate the pancreatic islet differentiation program in vitro. Proc Natl Acad Sci U S A. 2004. 101:13245-50

Synopsis

Study Description	Goals	
Approaches	Results	Conclusions
Related Studies		

We have developed an in vitro model of Ngn3-dependent differentiation by infecting pancreatic duct cell lines with an Ngn3-expressing adenovirus. We used glass microarrays containing 18,000 mouse cDNAs and compared gene expression patterns in mPAC L20 cells infected with either AdCMV-gal (control) or AdCMV-ngn3. All comparisons were performed 48 h after viral infection, meaning that genes differentially expressed in Ngn3-expressing mPAC cells could include genes whose expression was directly or indirectly controlled by Ngn3.

Platform types	Expression microarray, Expression
Platforms	Show platform MMC-NIA-print3
Study Design Type	<ul style="list-style-type: none"> genetic_modification_design
Study Factors	Show study factors
Study Assays	Show study assays

Access to Study Data


This Study Data is publicly available to all users.

Gene List(s)


Use the following form(s) to refine the parameters and add the gene list to a strategy:

[AdCMV-Ngn3 versus AdCMV-gal - 48HR Mouse Pancreatic Adenocarcinoma L20 ductal cell line](#)

Access Status

 This resource is publicly viewable.


Request this Resource


 Request from a repository

Primary contributor: [German Lab](#)

Resource Tags


AdCMV-gal, Ngn3, ngn3

 Login to edit tags

 Read more about tags

Resource History & Actions

Approved on Nov 03, 2004
Last modified on Jan 17, 2012

 Login to edit or request an edit

Related resources**BCBC**

No matching resources

Other Consortia

No matching resources

Data courtesy of [dkCOIN](#). Only public resources are displayed.

|Fold Change| Greater Than:

Confidence Level: High Confidence All Results

For a microarray experiment a result with high confidence has a confidence level of at least 80%.

For a ChIP-chip experiment a result with high confidence has a confidence level of at least 90% and all fold changes are positive.

Reference (Denominator): B-galactosidase

[Find Genes](#)

Genome Browser

There are no genome browser tracks currently available for this study.

Lists of Locations

There are no genomic location datasets currently available for this study.

Repositories

German Lab

[Request this resource](#)

Stock #: *Not provided*

Availability Notes: *Not provided*

Comments

There are no comments for this entry.

[Login to add comments](#)

