

**My Account**

Login  
Create Account

**Resources**

View All (813)  
Adenoviruses (137)  
Antibodies (175)  
Bioimages (67)  
Genomics Studies (145)  
mESC Lines (68)  
Mouse Strains (120)  
Miscellaneous (46)  
Protocols (55)  
Research Data (4)  
Resource Tags (389)  
Visualization (9)

**Research & Cores**

Core Facilities (5)  
Research Highlights (5)  
Research Networks  
Research Objectives

**Information**

About the BCBC  
BCBC Events  
Branding & Logos  
Career Opportunities  
Health  
NIH hESC Registry  
Policies & Guidelines  
Member Publications  
Research Programs  
Research Investigators  
Member Directory  
Tutorials

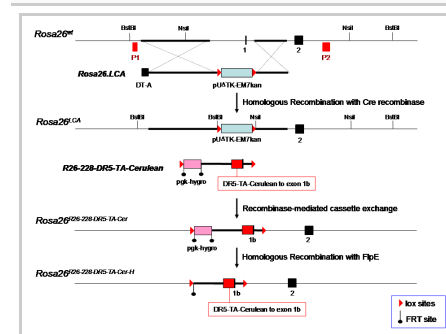
**Rosa26<sup>R26-228-DR5-TA-Cerulean</sup> - ES Cell Line RES982****ESC Line Information**

Cell Line Name:	Rosa26 <sup>R26-228-DR5-TA-Cerulean</sup>
Parental Cell Line:	TL-1 / Roas26[LCA] clone 5B9
Background Strain:	129
Culturing Protocol:	<a href="#">Std_mESC_Culture.doc</a>
Description:	In these cells Rosa26 gene sequences from -228 to +81 were replaced by a retinoic acid response element (DR5) fused to a TATA-Cerulean (CFP) reporter. These ESCs may be useful for assess retinoic acid responsiveness.

**Genetic Alterations****1) RMCE Targeted Mutagenesis**

Type of Allele	Cassette Acceptor
Targeted Gene	gene trap ROSA 26, Philippe Soriano (Gt(ROSA)26Sor - <a href="#">NCBI GeneID:14910</a> )
Targeted Allele	targeted mutation 1 (Rosa26 <sup>tm1(LCA)</sup> - <a href="#">MGI:104735</a> )
Description of Targeting Vector	The Rosa 26 cassette acceptor allele was created by replacing a 5.165 kb region of this gene containing exon 1 with a floxed tk-neo cassette, a puromycin-delta-thymidine kinase fusion gene driven by the mouse phosphoglycerol kinase promoter (pU-deltaTK) and a neomycin resistant gene driven by the bacterial EM7 promoter (EM7neo) flanked by minimal (34 bp) tandemly oriented lox71 and lox2272 sites.

Targeting Vector Genbank File	<a href="#">pRosa26.LCA.gb</a>
Recombinase-Mediated Cassette Exchange Stage	
Type of Allele:	Gene Replacement
Exchanged Cassette Gene	tumor necrosis factor receptor superfamily, member 10b (DR5 - <a href="#">NCBI GeneID:21933</a> )
Exchanged Cassette Allele Name	Roas26 <sup>R26-228-DR5-TA-Cerulean</sup>
Description of Exchange Vector	not available
Exchange Vector Genbank File:	<a href="#">R26228DR5TACerulean.gb</a>
Citations	Not Available


**Associated Images****Image 1****Description:**

In this experiment native Rosa26 gene sequences from -228 to +81 were replaced by a retinoic acid response element (DR5) fused to a TATA-Cerulean red reporter. These cells, which can be used to assess RA responsiveness, were used to test the feasibility of inserting signaling sentinel cassettes into a facilitating chromosomal locus.


**Reference:**

Not provided

**Access Status**

 This resource is publicly viewable.

**Request this Resource**

 Request from a repository


Primary contributor: [Magnuson Lab](#)


Co-contributed by:

- [BCBC Mouse / ES Cell Core](#)

**Resource Tags**

embryonic, es, esc, mESC Core, Rosa26<sup>R26-228-DR5-TA-Cerulean</sup>, stem, TL1-Rosa26[LCA] 5B9


 Login to edit tags

 Read more about tags

**Resource History & Actions**

Approved on Feb 12, 2009

Last modified on Dec 20, 2010

 Login to edit or request an edit

**Related resources****BCBC**

No matching resources

**Other Consortia**

No matching resources

Data courtesy of [dkCOIN](#). Only public resources are displayed.

---

## Repositories

---

### Magnuson Lab

*Out of stock*

**Stock #:** VUMC

**Availability Notes:** *Not provided*

---

## Contact Information

---

### Preferred Contact

---

<b>Name</b>	Mark Magnuson
-------------	---------------

---

<b>Institution</b>	Vanderbilt University
--------------------	-----------------------

---

<b>Phone</b>	615-322-7006
--------------	--------------

---

<b>Email</b>	<a href="mailto:mark.magnuson@vanderbilt.edu">mark.magnuson@vanderbilt.edu</a>
--------------	--


---

## Associated Publications

*No publications associated*

## Comments

*There are no comments for this entry.*

 [Login to add comments](#)

---

[Home](#) · [Your Account](#) · [News & Events](#) · [Resources](#) · [Policies & Guidelines](#) · [About Us](#) · [FAQ](#) · [Site Map](#)

© 2002-2015 Beta Cell Biology Consortium - All Rights Reserved. [Terms of usage and disclaimer.](#)

