

My Account

Login
Create Account

Resources

View All (813)
Adenoviruses (137)
Antibodies (175)
Bioimages (67)
Genomics Studies (145)
mESC Lines (68)
Mouse Strains (120)
Miscellaneous (46)
Protocols (55)
Research Data (4)
Resource Tags (389)
Visualization (9)

Research & Cores

Core Facilities (5)
Research Highlights (5)
Research Networks
Research Objectives

Information

About the BCBC
BCBC Events
Branding & Logos
Career Opportunities
Health
NIH hESC Registry
Policies & Guidelines
Member Publications
Research Programs
Research Investigators
Member Directory
Tutorials

Insm1^{GFP/Cre} - Mouse Strain RES661**Mouse Information**

Common Name:	Insm1 ^{GFP/Cre}
MGI Official Name:	Insm1 ^{tm1.1Mgn}
Description:	Insm1 ^{GFP/Cre} mice contain a GFP-Cre fusion protein which replaces the Insm1 coding sequence. These mice express green fluorescent protein (GFP) under control of the Insm1 gene locus. Insm1 is expressed in pancreatic primordium starting at E9.5. Insm1 is also expressed in neural precursor cells and tumors of may be used for lineage tracing of Insm1-positive cells in both wild-type and Insm1-null mice.
Categories:	Cre-lox Standard Fluorescent Probes

Genetic Alterations**1) RMCE Targeted Mutagenesis**

Type of Allele	Cassette Acceptor
Targeted Gene	insulinoma-associated 1 (Insm1 - NCBI GeneID:53626)
Targeted Allele	targeted mutation 1 (Insm1 ^{tm1(LCA)} - MGI:1859980)
Description of Targeting Vector	This LCA uses a lox 66/71 and lox 2272 strategy for RMCE and allows a ~5.2 kb region of this single exon gene to be manipulated. This enables a variety of different types of experiments to be performed using a range of cassette designs.

Targeting Vector Genbank File	Insm1.GT.gb
Recombinase-Mediated Cassette Exchange Stage	
Type of Allele:	Not available
Exchanged Cassette Gene	Not provided. (MGI:53626)
Exchanged Cassette Allele Name	Insm1 ^{tm1.1(GFP-Cre)}
Description of Exchange Vector	Insm1{GFP/Cre}
Exchange Vector Genbank File:	pGT-Insm1.L71-2272_Gb.gb
Citations	Not Available

Strain Information

Strain Type:	Congenic Strain
Chimera/Founder Genetic Background:	129S6/SvEvTac
Current Genetic Background:	CD-1 (date recorded: 03/27/2015)
Strain Description:	Not provided


Associated Images

Image 1

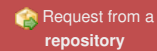
Description:

Schematic representation of the Insm1 targeting vector, Insm1^{LCA} allele, the Insm1-GFP-Cre (hygroR) exchange cassette, and Insm1^{GFP-Cre}

Access Status

 This resource is publicly viewable.

Request this Resource

 Request from a repository


Primary contributor: [Magnuson Lab](#)


Co-contributed by:

- [BCBC Mouse / ES Cell Core](#)

Resource Tags

Insm1^{GFP/Cre}, Insm1^{tm1.1Mgn}, mESC Core, mouse, mouse strain, RMCE

 Login to edit tags

 Read more about tags

Resource History & Actions

Approved on Nov 15, 2008

Last modified on Apr 23, 2015

 Login to edit or request an edit

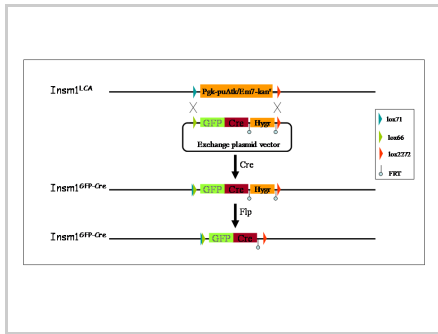
Related resources**BCBC**

No matching resources

Other Consortia

No matching resources

Data courtesy of [dkCOIN](#). Only public resources are displayed.

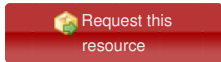


allele after hygroR deletion. Through recombinase-mediated cassette exchange in ES cells, a 5232 bp fragment containing a GFP-Cre fusion gene was inserted into the Insm1 locus replacing the entire coding sequence of Insm1 gene.

Reference:
Not provided

Repositories

Magnuson Lab



Stock #: VUMC-JX
Availability Notes: Not provided

Contact Information

Preferred Contact

Name	Mark Magnuson
Institution	Vanderbilt University
Phone	615-322-7006
Email	mark.magnuson@vanderbilt.edu

Associated Publications

No publications associated

Comments

There are no comments for this entry.

