

My Account

Login
Create Account

Resources

View All (813)

Adenoviruses (137)

Antibodies (175)

Bioimages (67)

Genomics Studies (145)

mESC Lines (68)

Mouse Strains (120)

Miscellaneous (46)

Protocols (55)

Research Data (4)

Resource Tags (389)

Visualization (9)

Research & Cores

Core Facilities (5)

Research Highlights (5)

Research Networks

Research Objectives

Information

About the BCBC

BCBC Events

Branding & Logos

Career Opportunities

Health

NIH hESC Registry

Policies & Guidelines

Member Publications

Research Programs



Research Investigators

Member Directory

Tutorials

DNase-seq profile of human islet and in vitro differentiation-derived Pdx1+ cells - Study GBCO4765

Genomics Study Specifications

Study Name	DNase-seq profile of human islet and in vitro differentiation-derived Pdx1+ cells
Contact Name	David Gifford (MIT)
Publication	Not provided
My Strategies	Return to My Strategies page
Classification	Cell differentiation; Tissue expression, surveys and comparisons; Differentiation of insulin-producing cells
Links	 Biomaterials Graph  ArrayExpress
BCBC Release Date	April 01, 2014
Citation	<i>unavailable</i>
Synopsis	<div style="border: 1px solid gray; padding: 5px;"> <div style="display: flex; justify-content: space-between;"> <div style="background-color: #e91e63; color: white; padding: 2px 5px; border-radius: 3px;">Study Description</div> <div style="border-bottom: 1px solid gray; padding: 2px 5px;">Goals</div> </div> <div style="display: flex; justify-content: space-between; margin-top: 5px;"> <div style="border-bottom: 1px solid gray; padding: 2px 5px;">Approaches</div> <div style="border-bottom: 1px solid gray; padding: 2px 5px;">Results</div> <div style="border-bottom: 1px solid gray; padding: 2px 5px;">Conclusions</div> </div> <div style="border-bottom: 1px solid gray; padding: 2px 5px; margin-top: 5px;">Related Studies</div> </div> <p>The aim of this experiment was to profile the DNase-I accessibility landscape of human islets and stage 3 cells within our human in vitro beta-cell differentiation protocol.</p>
Platform types	Open chromatin DNase-Seq
Platforms	<i>Not available</i>
Study Design Type	<ul style="list-style-type: none"> cell_type_comparison_design
Study Factors	Show study factors
Study Assays	Show study assays

Access to Study Data

To access the Study Data you must "Request this Resource" (below) and the supplier must fill your Request. Then Beta Cell Genomics will contact you with details on how to access the data.


Gene List(s)

To access this study's gene list(s) you must "Request this Resource" (below) and the supplier must fill your Request.


Repositories

Melton Lab	Request this resource	Stock #: <i>Not provided</i> Availability Notes: <i>Not provided</i>
Stoekert Lab	Request this resource	Stock #: <i>Not provided</i> Availability Notes: <i>Not provided</i>

Comments**Access Status**

 This resource is publicly viewable.


Request this Resource

 Request from a repository

Primary contributor: [Melton Lab](#)


Resource Tags

 Login to edit tags

 [Read more about tags](#)

Resource History & Actions

Approved on Apr 01, 2014
Last modified on Apr 15, 2014

 Login to edit or request an edit

Related resources**BCBC**


No matching resources

Other Consortia

No matching resources

Data courtesy of [dkCOIN](#). Only public resources are displayed.

There are no comments for this entry.

 [Login to add comments](#)

[Home](#) · [Your Account](#) · [News & Events](#) · [Resources](#) · [Policies & Guidelines](#) · [About Us](#) · [FAQ](#) · [Site Map](#)

© 2002-2015 Beta Cell Biology Consortium - All Rights Reserved. [Terms of usage and disclaimer](#).

