

**My Account**

Login  
Create Account

**Resources**

View All (813)  
Adenoviruses (137)  
Antibodies (175)  
Bioimages (67)  
Genomics Studies (145)  
mESC Lines (68)  
Mouse Strains (120)  
Miscellaneous (46)  
Protocols (55)  
Research Data (4)  
Resource Tags (389)  
Visualization (9)

**Research & Cores**

Core Facilities (5)  
Research Highlights (5)  
Research Networks  
Research Objectives

**Information**

About the BCBC  
BCBC Events  
Branding & Logos  
Career Opportunities  
Health  
NIH hESC Registry  
Policies & Guidelines  
Member Publications  
Research Programs  
Research Investigators  
Member Directory  
Tutorials

**EnhanceBeta TCPA - Enhancer marks in sorted islet cells - Study GBCO4654****Genomics Study Specifications**

<b>Study Name</b>	EnhanceBeta TCPA - Enhancer marks in sorted islet cells
<b>Contact Name</b>	<a href="#">Klaus Kaestner</a> (University of Pennsylvania)
<b>Publication</b>	Not provided
<b>My Strategies</b>	<a href="#">Return to My Strategies page</a>
<b>Classification</b>	Tissue expression, surveys and comparisons
<b>Links</b>	<a href="#">Biomaterials Graph</a> <a href="#">ArrayExpress</a>
<b>BCBC Release Date</b>	November 07, 2013
<b>Citation</b>	<i>unavailable</i>

**Synopsis**

<b>Study Description</b>	Goals	
Approaches	Results	Conclusions
Related Studies		
<p>Performed ChIP-seq for H3K27ac and H3K4me1 in purified (FACS sorted) islet alpha and beta cell populations. These ChIP-seq experiments can be used to identify cell-type-specific enhancers.</p>		

<b>Platform types</b>	Epigenomic, Histone modification ChIP-Seq
<b>Platforms</b>	<i>Not available</i>
<b>Study Design Type</b>	<ul style="list-style-type: none"> <li>binding_site_identification_design</li> <li>cell_type_comparison_design</li> </ul>
<b>Study Factors</b>	<a href="#">Show study factors</a>
<b>Study Assays</b>	<a href="#">Show study assays</a>

**Access to Study Data**

To access the Study Data you must "Request this Resource" (below) and the supplier must fill your Request. Then Beta Cell Genomics will contact you with details on how to access the data.

**Gene List(s)**

To access this study's gene list(s) you must "Request this Resource" (below) and the supplier must fill your Request.


**Repositories**

<b>Kaestner Lab</b>	<a href="#">Request this resource</a>	<b>Stock #:</b> <i>Not provided</i> <b>Availability Notes:</b> <i>Not provided</i>
<b>Stoekert Lab</b>	<a href="#">Request this resource</a>	<b>Stock #:</b> <i>Not provided</i> <b>Availability Notes:</b> <i>Not provided</i>


**Comments**

*There are no comments for this entry.*

**Access Status**

 This resource is publicly viewable.


**Request this Resource**

 Request from a repository

Primary contributor: [Kaestner Lab](#)

**Resource Tags**

 Login to edit tags

 Read more about tags

**Resource History & Actions**

Approved on Nov 07, 2013  
Last modified on Nov 19, 2013

 Login to edit or request an edit


**Related resources****BCBC**

*No matching resources*

**Other Consortia**

*No matching resources*

Data courtesy of [dkCOIN](#). Only public resources are displayed.

 Login to add  
comments

[Home](#) · [Your Account](#) · [News & Events](#) · [Resources](#) · [Policies & Guidelines](#) · [About Us](#) · [FAQ](#) · [Site Map](#)

© 2002-2015 Beta Cell Biology Consortium - All Rights Reserved. [Terms of usage and disclaimer.](#)

