

**My Account**

Login  
Create Account

**Resources**

View All (813)  
Adenoviruses (137)  
Antibodies (175)  
Bioimages (67)  
Genomics Studies (145)  
mESC Lines (68)  
Mouse Strains (120)  
Miscellaneous (46)  
Protocols (55)  
Research Data (4)  
Resource Tags (389)  
Visualization (9)

**Research & Cores**

Core Facilities (5)  
Research Highlights (5)  
Research Networks  
Research Objectives

**Information**

About the BCBC  
BCBC Events  
Branding & Logos  
Career Opportunities  
Health  
NIH hESC Registry  
Policies & Guidelines  
Member Publications  
Research Programs  
Research Investigators  
Member Directory  
Tutorials

**Nkx2.2<sup>T2A.cCre</sup> - ES Cell Line RES4527****ESC Line Information**

<b>Cell Line Name:</b>	Nkx2.2 <sup>T2A.cCre</sup>
<b>Parental Cell Line:</b>	TL-1 / Nkx2.2.TV
<b>Background Strain:</b>	129
<b>Culturing Protocol:</b>	<a href="#">Std_mESC_Culture.doc</a>
<b>Description:</b>	In this line, one of the two bi-partite Cre molecules, cCre, is inserted downstream of Nkx2.2 coding sequence fused with 2a peptide using RMCE in the Nkx2.2 <sup>LCA</sup> allele. The presence of the T2A sequence allows for transcription of Nkx2.2 and cCre from the native Nkx2.2 locus at the same time. Mouse lines obtained from these ES cells allow the labeling of pancreatic epithelium cells that co-express high levels of Ngn3 and Nkx2.2 during mouse embryonic development.

**Genetic Alterations**


<b>1) RMCE Targeted Mutagenesis</b>	
<b>Type of Allele</b>	Cassette Acceptor
<b>Targeted Gene</b>	NK2 transcription factor related, locus 2 (Nkx2-2 - <a href="#">NCBI GeneID:18088</a> )
<b>Targeted Allele</b>	targeted mutation 1 (Nkx2.2 <sup>m1(LCA)</sup> )
<b>Description of Targeting Vector</b>	Through homologous recombination in ES cells, a 5.115 kb region of the Nkx2.2 gene is replaced by a floxed tk-neo cassette, a puromycin-thymidine kinase fusion gene driven by the mouse phosphoglycerol kinase promoter (pUTK) and a neomycin resistant gene driven by the bacterial EM7 promoter (EM7neo) flanked by minimal (34 bp) tandemly oriented lox71 and lox2272 sites (Cre-recombinase recognition sequences).
<b>Targeting Vector Genbank File</b>	<a href="#">pNkx2.2.TV.gb</a>
<b>Recombinase-Mediated Cassette Exchange Stage</b>	
<b>Type of Allele:</b>	Gene Replacement
<b>Exchanged Cassette Gene</b>	NK2 transcription factor (Nkx2-2 - <a href="#">NCBI GeneID:18088</a> )
<b>Exchanged Cassette Allele Name</b>	Nkx2.2 <sup>T2A.cCre</sup>
<b>Description of Exchange Vector</b>	The Nkx2.2.T2A.cCre vector was made on a backbone of a basal exchange vector which contains a 5.115 kb sequence from the Nkx2.2 locus, Lox71/Lox2272 sites, and a flrtd (flanked by FRT) Pgk-Hygro cassette that is used for positive selection of ES cells after RMCE. T2A peptide and cCre coding sequence are inserted downstream of native Nkx2.2 coding sequence in exon
<b>Exchange Vector Genbank File:</b>	<a href="#">Nkx2.2.T2A.cCre.gb</a>
<b>Citations</b>	Not Available

**Associated Images**


Image 1

Description:

**Access Status**

 This resource is publicly viewable.

**Request this Resource**

 Request from a repository

Primary contributor: [Gu Lab](#)  
Co-contributed by:  
• [BCBC Mouse / ES Cell Core](#)

**Resource Tags**


embryonic, es, esc, Nkx2.2<sup>T2A.cCre</sup>, stem, TL1-Nkx2.2.TV

 Login to edit tags

 Read more about tags

**Resource History & Actions**

Approved on Oct 09, 2012  
Last modified on Sep 19, 2012

 Login to edit or request an edit

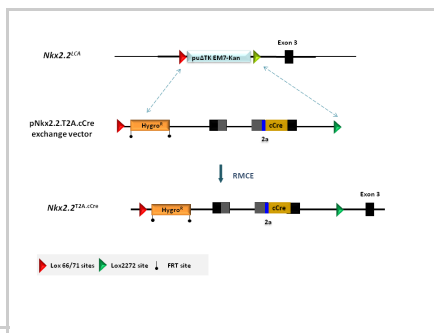
**Related resources****BCBC**

No matching resources

**Other Consortia**

No matching resources

Data courtesy of [dkCOIN](#). Only public resources are displayed.



Targeting strategy for the pNkx2.2.T2A.cCre vector exchanged into Nkx2.2.LCA mESCs via RMCE.

**Reference:**  
Not provided

## Repositories

BCBC members may [Login](#) to request this resource.

## Contact Information

### Preferred Contact

<b>Name</b>	Guoqiang Gu
<b>Institution</b>	Vanderbilt University
<b>Phone</b>	615-936-3634
<b>Email</b>	<a href="mailto:guoqiang.gu@vanderbilt.edu">guoqiang.gu@vanderbilt.edu</a>

## Associated Publications

No publications associated

## Comments

There are no comments for this entry.

[Login to add comments](#)

[Home](#) · [Your Account](#) · [News & Events](#) · [Resources](#) · [Policies & Guidelines](#) · [About Us](#) · [FAQ](#) · [Site Map](#)

© 2002-2015 Beta Cell Biology Consortium - All Rights Reserved. [Terms of usage and disclaimer](#).

