

**My Account**

Login  
Create Account

**Resources**

View All (813)  
Adenoviruses (137)  
Antibodies (175)  
Bioimages (67)  
Genomics Studies (145)  
mESC Lines (68)  
Mouse Strains (120)  
Miscellaneous (46)  
Protocols (55)  
Research Data (4)  
Resource Tags (389)  
Visualization (9)

**Research & Cores**



Core Facilities (5)  
Research Highlights (5)  
Research Networks  
Research Objectives

**Information**

About the BCBC  
BCBC Events  
Branding & Logos  
Career Opportunities  
Health  
NIH hESC Registry  
Policies & Guidelines  
Member Publications  
Research Programs  
Research Investigators  
Member Directory  
Tutorials

## Transcriptional profiling of Ngn3-dependent pancreatic endocrine differentiation at E15.5 - Study GBCO4374

**Genomics Study Specifications**

<b>Study Name</b>	Transcriptional profiling of Ngn3-dependent pancreatic endocrine differentiation at E15.5								
<b>Contact Name</b>	<a href="#">Guoqiang Gu</a> (Vanderbilt University)								
<b>Publication</b>	Not provided								
<b>My Strategies</b>	<a href="#">Return to My Strategies page</a>								
<b>Classification</b>	Pancreas development and growth; Targets and roles of transcriptional regulators								
<b>Links</b>	 <a href="#">Biomaterials Graph</a>  <a href="#">ArrayExpress</a>								
<b>BCBC Release Date</b>	March 29, 2012								
<b>Citation</b>	<i>unavailable</i>								
<b>Synopsis</b>	<div style="border: 1px solid gray; padding: 5px;"> <table border="1"> <tr> <td style="background-color: #f0f0f0;">Study Description</td> <td>Goals</td> </tr> <tr> <td>Approaches</td> <td>Results</td> <td>Conclusions</td> </tr> <tr> <td colspan="3">Related Studies</td> </tr> </table> <p>This experiment used RNA-Seq technology to explore gene expression in mouse Ngn3<sup>+</sup>GFP/+ [het] FACS sorted pancreatic cells at E15.5 (committed endocrine progenitor cells) and in Ngn3<sup>+</sup>GFP/GFP [null] at E15.5 (defective endocrine progenitor cells). This experiment is designed to understand the gene expression alteration in the endocrine lineage at different embryonic days. The aim is to understand both Ngn3 dependent and independent gene expression profiles so as to reveal the instructive signals that specify the collective endocrine islet cell fate or specific islet cell type.</p> </div>	Study Description	Goals	Approaches	Results	Conclusions	Related Studies		
Study Description	Goals								
Approaches	Results	Conclusions							
Related Studies									
<b>Platform types</b>	Expression, Expression RNA-Seq								
<b>Platforms</b>	<i>Not available</i>								
<b>Study Design Type</b>	<ul style="list-style-type: none"> <li>cell_type_comparison_design</li> <li>genetic_modification_design</li> </ul>								
<b>Study Factors</b>	<a href="#">Show study factors</a>								
<b>Study Assays</b>	<a href="#">Show study assays</a>								

**Access to Study Data**

To access the Study Data you must "Request this Resource" (below) and the supplier must fill your Request. Then Beta Cell Genomics will contact you with details on how to access the data.

**Gene List(s)**


To access this study's gene list(s) you must "Request this Resource" (below) and the supplier must fill your Request.

**Repositories**


**Gu Lab**

Stock #: *Not provided*

**Access Status**

 This resource is publicly viewable.


**Request this Resource**

 Request from a repository

Primary contributor: [Gu Lab](#)

**Resource Tags**

 Login to edit tags

 [Read more about tags](#)

**Resource History & Actions**

Approved on Mar 29, 2012  
Last modified on Apr 24, 2012

 Login to edit or request an edit


**Related resources****BCBC**

*No matching resources*

**Other Consortia**


*No matching resources*

Data courtesy of [dkCOIN](#). Only public resources are displayed.

 Request this resource

**Availability Notes:** *Not provided*


**Stoeckert Lab**

 Request this resource

**Stock #:** *Not provided*  
**Availability Notes:** *Not provided*

**Comments**

*There are no comments for this entry.*

 Login to add comments

[Home](#) · [Your Account](#) · [News & Events](#) · [Resources](#) · [Policies & Guidelines](#) · [About Us](#) · [FAQ](#) · [Site Map](#)

© 2002-2015 Beta Cell Biology Consortium - All Rights Reserved. [Terms of usage and disclaimer.](#)

