

My Account

Login
Create Account

Resources

View All (813)

Adenoviruses (137)

Antibodies (175)

Bioimages (67)

Genomics Studies (145)

mESC Lines (68)

Mouse Strains (120)

Miscellaneous (46)

Protocols (55)

Research Data (4)

Resource Tags (389)

Visualization (9)

Research & Cores

Core Facilities (5)

Research Highlights (5)

Research Networks

Research Objectives

Information

About the BCBC

BCBC Events

Branding & Logos

Career Opportunities

Health

NIH hESC Registry

Policies & Guidelines

Member Publications

Research Programs

Research Investigators

Member Directory

Tutorials

Nkx2.2^(Cre.EGFP)Suss - Mouse Strain RES4150**Mouse Information**

Common Name:	Nkx2.2 ^(Cre.EGFP) Suss
MGI Official Name:	Nkx2.2 ^(Cre.EGFP) Suss
Description:	In this mouse, a coding portion of the transcription factor Nkx2.2 was replaced with a Cre-EGFP cassette, in frame to the Nkx2.2 ATG. This allows for sites of Nkx2.2 gene expression to be identified in mice using direct immunofluorescence, FACS purification of Nkx2.2 expressing cells, and lineage tracing using Nkx2.2 driven Cre expression.
Categories:	Fluorescent Probes

Genetic Alterations

1) RMCE Targeted Mutagenesis	
Type of Allele	Cassette Acceptor
Targeted Gene	NK2 transcription factor related, locus 2 (Nkx2-2 - NCBI GeneID:18088)
Targeted Allele	targeted mutation 1 (Nkx2.2 ^{tm1(LCA)})
Description of Targeting Vector	not available
Targeting Vector Genbank File	pNkx2.2.TV.gb
Recombinase-Mediated Cassette Exchange Stage	
Type of Allele:	Gene Replacement
Exchanged Cassette Gene	Not provided. (Cre-eGFP)
Exchanged Cassette Allele Name	Nkx2.2 ^{Cre-EGFP}
Description of Exchange Vector	The Nkx2.2Cre.EGFP.HygroD vector was made on a backbone of a basal exchange vector which contains a 5.115 kb sequence from the Nkx2.2 locus, Lox71/Lox2272 sites, and a flrtd (flanked by FRT) Pkg-Hygro cassette that is used for positive selection of ES cells after RMCE. 1.956 kb of the native Nkx2.2 gene sequence, containing a portion of exon 1 (all but the first 214 bp) and all of exon 2, was replaced with a Cre-EGFP fusion coding sequence after the Nkx2.2 ATG translation initiation site.
Exchange Vector Genbank File:	Nkx2.2Cre.EGFP.HygroD.gb
Citations	Not Available

Strain Information


Strain Type:	Mixed
Chimera/Founder Genetic Background:	129S6/SvEvTac
Current Genetic Background:	C57BL/6 (date recorded: 11/23/2011)
Strain Description:	Not provided

Associated Images


Image 1

Description:
Not provided

Access Status

 This resource is publicly viewable.

Request this Resource

 Request from a repository

Primary contributor: [Sussex Lab](#)
Co-contributed by:
• [BCBC Mouse / ES Cell Core](#)

Resource Tags


mouse, mouse strain, Nkx2.2^(Cre.EGFP)Suss

 Login to edit tags

 Read more about tags

Resource History & Actions

Approved on Jan 04, 2012
Last modified on Dec 19, 2011

 Login to edit or request an edit

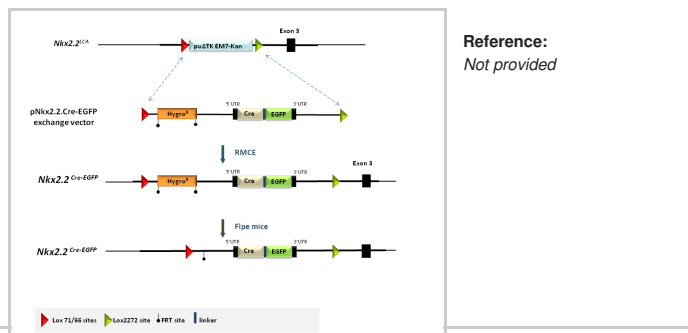
Related resources**BCBC**

No matching resources

Other Consortia

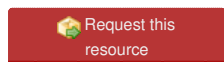
No matching resources

Data courtesy of [dkCOIN](#). Only public resources are displayed.



Repositories

Sussel Lab



Stock #: *Not provided*
Availability Notes: *Not provided*

Contact Information

Preferred Contact

Name	Lori Sussel
Institution	Columbia University
Phone	212-851-5115
Email	lgs2@columbia.edu

Associated Publications

No publications associated

Comments

There are no comments for this entry.

