

**My Account**

[Login](#)  
[Create Account](#)

**Resources**

[View All \(813\)](#)  
[Adenoviruses \(137\)](#)  
[Antibodies \(175\)](#)  
[Bioimages \(67\)](#)  
[Genomics Studies \(145\)](#)  
[mESC Lines \(68\)](#)  
[Mouse Strains \(120\)](#)  
[Miscellaneous \(46\)](#)  
[Protocols \(55\)](#)  
[Research Data \(4\)](#)  
[Resource Tags \(389\)](#)  
[Visualization \(9\)](#)

**Research & Cores**

[Core Facilities \(5\)](#)  
[Research Highlights \(5\)](#)  
[Research Networks](#)  
[Research Objectives](#)

**Information**


[About the BCBC](#)  
[BCBC Events](#)  
[Branding & Logos](#)  
[Career Opportunities](#)  
[Health](#)  
[NIH hESC Registry](#)  
[Policies & Guidelines](#)  
[Member Publications](#)  
[Research Programs](#)  
[Research Investigators](#)  
[Member Directory](#)  
[Tutorials](#)

**Monoclonal Mouse Pax4 raised in Mouse - Antibody RES4132****Antibody Information**

<b>Antibody ID:</b>	AB3234
<b>Antigen:</b>	Pax4 (NCBI Gene ID: <a href="#">18506</a> )
<b>Type:</b>	Monoclonal
<b>Isotype:</b>	IgG2a
<b>Immunogen Source:</b>	GST-Pax4 N-term (aa132-aa171)
<b>Raised In:</b>	Mouse
<b>Peptide:</b>	<i>Not provided</i>
<b>Source of Antigen:</b>	Mouse
<b>Cross Reacts With:</b>	Mouse
<b>Affinity Purified:</b>	Affinity Purified
<b>Purity Details:</b>	<i>Not provided</i>
<b>Positive Control:</b>	<i>Not provided</i>
<b>Notes:</b>	M-Pax4-1F22A3 provided in 100 ug aliquots This antibody cross-reacts with Pax-6

**Applications and Uses**

Application	Concentration	Storage Buffer	Protocols and Description
IHC-CC	1-1000	<i>Not provided</i>	Description: on overexpressing cells Protocols:

**Associated Images****Image 1****Description:**

Cells were transfected with EGFP or a Pax4-EGFP fusion protein and stained for PAX4 expression with the clones F3 F15 and F22.

No staining was observed in the EGFP transfected cells: Pax4 specific staining was observed in absence of pre-absorption or when pre-absorbed with an Irx2-GST. All signal was blocked when the antibodies were pre-absorbed with a Pax4-GST.

**Reference:**

*Not provided*


**Repositories****Antibody Core (Retired)**

*Out of stock*    **Stock #:** *Not provided*  
**Availability Notes:** DISCONTINUED / NO LONGER AVAILABLE


**Contact Information****Preferred Contact**

**Name** Claude Rescan  
**Institution** Hagedorn Research Institute

**Access Status**

 This resource is publicly viewable.

**Request this Resource**

 Request from a repository

Primary contributor: [Antibody Core](#)

(Retired)

Co-contributed by:

- [Antibody Core \(USA\)](#)

**Resource Tags**


antibody, Monoclonal, Mouse, Pax4

 Login to edit tags

 Read more about tags

**Resource History & Actions**

Approved on  
 Last modified on Oct 13, 2011

 Login to edit or request an edit

**Related resources****BCBC**

*No matching resources*

**Other Consortia**

*No matching resources*

Data courtesy of [dkCOIN](#). Only public resources are displayed.


Phone	(45) 44439155
Email	<a href="mailto:cres@hagedorn.dk">cres@hagedorn.dk</a>

### Associated Publications

*No publications associated*

### Comments

*There are no comments for this entry.*

 Login to add comments

[Home](#) · [Your Account](#) · [News & Events](#) · [Resources](#) · [Policies & Guidelines](#) · [About Us](#) · [FAQ](#) · [Site Map](#)

© 2002-2015 Beta Cell Biology Consortium - All Rights Reserved. [Terms of usage and disclaimer.](#)

