

My Account

Login
Create Account

Resources

View All (813)
Adenoviruses (137)
Antibodies (175)
Bioimages (67)
Genomics Studies (145)
mESC Lines (68)
Mouse Strains (120)
Miscellaneous (46)
Protocols (55)
Research Data (4)
Resource Tags (389)
Visualization (9)

Research & Cores

Core Facilities (5)
Research Highlights (5)
Research Networks
Research Objectives

Information

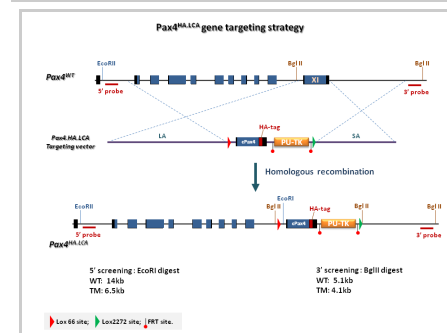
About the BCBC
BCBC Events
Branding & Logos
Career Opportunities
Health
NIH hESC Registry
Policies & Guidelines
Member Publications
Research Programs
Research Investigators
Member Directory
Tutorials

Pax4^{HA.LCA} - ES Cell Line RES4123**ESC Line Information**

Cell Line Name:	Pax4 ^{HA.LCA}
Parental Cell Line:	TL-1
Background Strain:	129
Culturing Protocol:	Std_mESC_Culture.doc
Description:	This ES cell line is made by gene targeting and is designed to express an HA-tagged version of the transcription factor Pax4. Lox71 and Lox2272 sites are inserted, flanking the last coding exon of the Pax4 gene. In the flanked region, an HA-tag was placed at the C-terminus of the PAX4 protein. This allele can be used to study chromatin and protein-protein interactions of PAX4. Additionally, the Lox71 and Lox2272 sites allow for future manipulations of the flanked region by RMCE.

Genetic Alterations**1) Targeted Mutagenesis**


Type of Allele	Cassette Acceptor
Targeted Gene	paired box 4 (Pax4 - NCBI GeneID:18506)
Targeted Allele	targeted mutation 1 (Pax4 ^{tm1(LCA)Ggu})
Description of Targeting Vector	The targeting vector contains 5.7 kb 5' and 3.5 kb 3' homology arms. Lox71 and Lox2272 sites are inserted flanking the last coding exon of the Pax4 gene. In the flanked region, an HA-tag was placed at the C-terminus of the PAX4 protein. The vector also contains a FRT-flanked puTK selection marker that is used for positive selection with puromycin (targeting events) and negative selection with ganciclovir (RMCE events).
Targeting Vector Genbank File	Pax4.HA.LCA.gb
Citations	Not Available

Associated Images**Image 1**


Description:
Not provided

Reference:
Not provided

Access Status

 This resource is publicly viewable.


Request this Resource

 Request from a repository

Primary contributor: [Gu Lab](#)
Co-contributed by:
• [BCBC Mouse / ES Cell Core](#)

Resource Tags


embryonic, es, esc, Pax4^{HA.LCA}, stem, TL-1

 Login to edit tags

 Read more about tags

Resource History & Actions

Approved on Dec 21, 2011
Last modified on Nov 12, 2012

 Login to edit or request an edit

Related resources**BCBC**

No matching resources

Other Consortia

No matching resources

Data courtesy of [dkCOIN](#). Only public resources are displayed.

Repositories**Magnuson Lab**

 Request this resource

Stock #: Not provided
Availability Notes: Not provided

Contact Information

Preferred Contact


Name	Guoqiang Gu
Institution	Vanderbilt University
Phone	615-936-3634
Email	guoqiang.gu@vanderbilt.edu

Associated Publications

No publications associated

Comments

There are no comments for this entry.

 Login to add
comments

[Home](#) · [Your Account](#) · [News & Events](#) · [Resources](#) · [Policies & Guidelines](#) · [About Us](#) · [FAQ](#) · [Site Map](#)

© 2002-2015 Beta Cell Biology Consortium - All Rights Reserved. [Terms of usage and disclaimer.](#)

