

**My Account**

[Login](#)  
[Create Account](#)

**Resources**

[View All \(813\)](#)  
[Adenoviruses \(137\)](#)  
[Antibodies \(175\)](#)  
[Bioimages \(67\)](#)  
[Genomics Studies \(145\)](#)  
[mESC Lines \(68\)](#)  
[Mouse Strains \(120\)](#)  
[Miscellaneous \(46\)](#)  
[Protocols \(55\)](#)  
[Research Data \(4\)](#)  
[Resource Tags \(389\)](#)  
[Visualization \(9\)](#)

**Research & Cores**

[Core Facilities \(5\)](#)  
[Research Highlights \(5\)](#)  
[Research Networks](#)  
[Research Objectives](#)

**Information**

[About the BCBC](#)  
[BCBC Events](#)  
[Branding & Logos](#)  
[Career Opportunities](#)  
[Health](#)  
[NIH hESC Registry](#)  
[Policies & Guidelines](#)  
[Member Publications](#)  
[Research Programs](#)  
[Research Investigators](#)  
[Member Directory](#)  
[Tutorials](#)

## Functional analysis of the Nkx2.2 SD domain: gene expression profiling of E16.5 Nkx2.2 SD mutant pancreata versus wild-type littermate pancreata - Study GBCO4258

**Genomics Study Specifications**

<b>Study Name</b>	Functional analysis of the Nkx2.2 SD domain: gene expression profiling of E16.5 Nkx2.2 SD mutant pancreata versus wild-type littermate pancreata
<b>Contact Name</b>	<a href="#">Lori Sussel</a> (Columbia University)
<b>Publication</b>	Not provided
<b>My Strategies</b>	<a href="#">Return to My Strategies page</a>
<b>Classification</b>	Targets and roles of transcriptional regulators; Pancreas development and growth
<b>Links</b>	<a href="#">Biomaterials Graph</a> <a href="#">ArrayExpress</a>
<b>BCBC Release Date</b>	July 29, 2011
<b>Citation</b>	unavailable

**Synopsis**

Study Description
Goals

Approaches
Results
Conclusions

Related Studies

The experiment consists of 7 one channel assays for analyzing embryonic pancreas at E16.5. There are three or four replicates per condition. At E16.5, we are looking at differential gene expression across two mouse lines, WT vs Nkx2.2 SD mutants

<b>Platform types</b>	Expression, Expression microarray
<b>Platforms</b>	<a href="#">Show platform Agilent Whole Mouse Genome Microarray 4x44K [G4122F]</a>
<b>Study Design Type</b>	<ul style="list-style-type: none"> <li>individual_genetic_characteristics_design</li> </ul>
<b>Study Factors</b>	<a href="#">Show study factors</a>
<b>Study Assays</b>	<a href="#">Show study assays</a>


**Access to Study Data**

To access the Study Data you must "Request this Resource" (below) and the supplier must fill your Request. Then Beta Cell Genomics will contact you with details on how to access the data.

**Gene List(s)**

To access this study's gene list(s) you must "Request this Resource" (below) and the supplier must fill your Request.


**Repositories**

<b>Sussel Lab</b>	<div style="display: flex; align-items: center; gap: 10px;"> <div style="background-color: #e91e63; color: white; padding: 5px; border-radius: 3px;">  Request this resource         </div> <div> <b>Stock #:</b> Not provided  <b>Availability Notes:</b> Not provided         </div> </div>
-------------------	--

**Comments**

There are no comments for this entry.

**Access Status**

 This resource is publicly viewable.

**Request this Resource**

[Request from a repository](#)

Primary contributor: [Sussel Lab](#)

**Resource Tags**

[Login to edit tags](#)

[Read more about tags](#)

**Resource History & Actions**

Approved on Jul 29, 2011  
 Last modified on Apr 15, 2014

[Login to edit or request an edit](#)


**Related resources****BCBC**

No matching resources

**Other Consortia**

No matching resources

Data courtesy of [dkCOIN](#). Only public resources are displayed.

 Login to add  
comments

[Home](#) · [Your Account](#) · [News & Events](#) · [Resources](#) · [Policies & Guidelines](#) · [About Us](#) · [FAQ](#) · [Site Map](#)

© 2002-2015 Beta Cell Biology Consortium - All Rights Reserved. [Terms of usage and disclaimer.](#)

