

**My Account**

Login  
Create Account

**Resources**

View All (813)  
Adenoviruses (137)  
Antibodies (175)  
Bioimages (67)  
Genomics Studies (145)  
mESC Lines (68)  
Mouse Strains (120)  
Miscellaneous (46)  
Protocols (55)  
Research Data (4)  
Resource Tags (389)  
Visualization (9)

**Research & Cores**

Core Facilities (5)  
Research Highlights (5)  
Research Networks  
Research Objectives

**Information**

About the BCBC  
BCBC Events  
Branding & Logos  
Career Opportunities  
Health  
NIH hESC Registry  
Policies & Guidelines  
Member Publications  
Research Programs  
Research Investigators  
Member Directory  
Tutorials

**Nkx2.2<sup>(cCre-Knock-in)</sup> - Mouse Strain RES4079****Mouse Information**

<b>Common Name:</b>	Nkx2.2 <sup>(cCre-Knock-in)</sup>
<b>MGI Official Name:</b>	Nkx2.2 <sup>(Cre-Knock-in)</sup>
<b>Description:</b>	In this mouse line, one of the two bi-partite Cre molecules, cCre, together with the IRES sequence was knocked into the site directly upstream of the Nkx2.2 start codon using RMCE in the Nkx2.2[LCA] allele. The presence of the IRES sequence allows for transcription of cCre and Nkx2.2 from the native Nkx2.2 locus at the same time. This mouse line allows the labeling of pancreatic epithelium cells that co-express high levels of Ngn3 and Nkx2.2 during mouse embryonic development.
<b>Categories:</b>	Cre-lox floxed alleles

**Genetic Alterations**

<b>1) RMCE Targeted Mutagenesis</b>	
<b>Type of Allele</b>	Cassette Acceptor
<b>Targeted Gene</b>	NK2 transcription factor related, locus 2 (Nkx2-2 - <a href="#">NCBI GeneID:18088</a> )
<b>Targeted Allele</b>	targeted mutation 1 (Nkx2.2 <sup>tm1(LCA)</sup> )
<b>Description of Targeting Vector</b>	not available
<b>Targeting Vector Genbank File</b>	<a href="#">pNkx2.2.TV.gb</a>
<b>Recombinase-Mediated Cassette Exchange Stage</b>	
<b>Type of Allele:</b>	Gene Replacement
<b>Exchanged Cassette Gene</b>	Not provided.
<b>Exchanged Cassette Allele Name</b>	Nkx2.2 <sup>Cre-knock-in</sup>
<b>Description of Exchange Vector</b>	The pNkx2.2.cCre.KnockIn.HygroD vector was made on a backbone of a basal exchange vector which contains a 5.115 kb sequence from the Nkx2.2 locus, Lox66/Lox2272 sites, and a flrtd (flanked by FRT) Pgk-Hygro cassette that is used for positive selection of ES cells after RMCE. One of the two bi-partite Cre molecules, cCre, followed by the IRES sequence was inserted upstream of the Nkx2.2 start codon.
<b>Exchange Vector Genbank File:</b>	<a href="#">pNkx2.2.cCre.KnockIn.HygroD.gb</a>
<b>Citations</b>	Not Available

**Strain Information**


<b>Strain Type:</b>	Mixed
<b>Chimera/Founder Genetic Background:</b>	129S6/SvEvTac
<b>Current Genetic Background:</b>	ICR (date recorded: 11/04/2011)
<b>Strain Description:</b>	Mixed (129/S6 crossed with ICR)

**Associated Images**


Image 1

Description:

**Access Status**

 This resource is publicly viewable.

**Request this Resource**


 Request from a repository

Primary contributor: [Gu Lab](#)  
Co-contributed by:  
• [BCBC Mouse / ES Cell Core](#)

**Resource Tags**


mouse, mouse strain, Nkx2.2<sup>(cCre-Knock-in)</sup>, Nkx2.2<sup>(Cre-Knock-in)</sup>

 Login to edit tags

 Read more about tags

**Resource History & Actions**

Approved on Dec 21, 2011  
Last modified on Apr 13, 2015

 Login to edit or request an edit

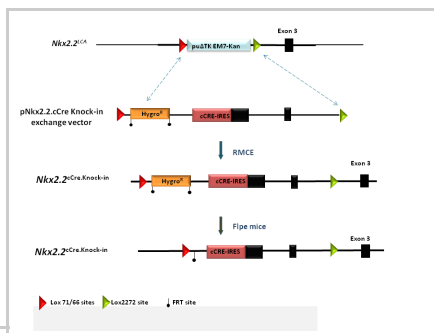
**Related resources****BCBC**

No matching resources

**Other Consortia**

No matching resources

Data courtesy of [dkCOIN](#). Only public resources are displayed.

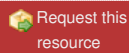


Not provided

Reference:  
Not provided

## Repositories

Gu Lab



**Stock #:** Not provided  
**Availability Notes:** Not provided

## Contact Information

Preferred Contact

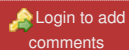
<b>Name</b>	Guoqiang Gu
<b>Institution</b>	Vanderbilt University
<b>Phone</b>	615-936-3634
<b>Email</b>	<a href="mailto:guoqiang.gu@vanderbilt.edu">guoqiang.gu@vanderbilt.edu</a>

## Associated Publications

No publications associated

## Comments

There are no comments for this entry.



[Home](#) · [Your Account](#) · [News & Events](#) · [Resources](#) · [Policies & Guidelines](#) · [About Us](#) · [FAQ](#) · [Site Map](#)

© 2002-2015 Beta Cell Biology Consortium - All Rights Reserved. [Terms of usage and disclaimer](#).

