

**My Account**

Login  
Create Account

**Resources**

View All (813)

Adenoviruses (137)

Antibodies (175)

Bioimages (67)

Genomics Studies (145)

mESC Lines (68)

Mouse Strains (120)

Miscellaneous (46)

Protocols (55)

Research Data (4)

Resource Tags (389)

Visualization (9)

**Research & Cores**

Core Facilities (5)

Research Highlights (5)

Research Networks

Research Objectives

**Information**

About the BCBC

BCBC Events

Branding & Logos

Career Opportunities

Health

NIH hESC Registry

Policies & Guidelines

Member Publications

Research Programs



Research Investigators

Member Directory

Tutorials

## Ptf1a-dependent gene expression during pancreas development (TLDA part) - Study GBCO4014

**Genomics Study Specifications**


<b>Study Name</b>	Ptf1a-dependent gene expression during pancreas development (TLDA part)								
<b>Contact Name</b>	<a href="#">Mark Magnuson</a> (Vanderbilt University)								
<b>Publication</b>	Not provided								
<b>My Strategies</b>	<a href="#">Return to My Strategies page</a>								
<b>Classification</b>	Pancreas development and growth; Targets and roles of transcriptional regulators								
<b>Links</b>	 <a href="#">Biomaterials Graph</a>  <a href="#">ArrayExpress</a>								
<b>BCBC Release Date</b>	August 22, 2010								
<b>Citation</b>	<i>unavailable</i>								
<b>Synopsis</b>	<div data-bbox="710 907 1093 1601"> <table border="1"> <tr> <td><b>Study Description</b></td> <td>Goals</td> </tr> <tr> <td>Approaches</td> <td>Results</td> <td>Conclusions</td> </tr> <tr> <td colspan="3">Related Studies</td> </tr> </table> <p>This experiment used RNA-Seq technology to explore gene expression in mouse Ptf1a<sup>YFP/+</sup> [het] FACS sorted cells at E11.5 (early pancreatic Multipotent Progenitor Cells) and E15.5 (nascent acinar cells) as well as in Ptf1a<sup>YFP/YFP</sup> [null] at E11.5 (delayed early MPC). 376 selected genes identified as differentially expressed between early pancreatic MPC and nascent acinar cells or between early pancreatic and delayed early MPCs have then been examined by Taqman Low Density Arrays (TLDA) with Real Time RT-PCR for each 1-day time point from E10.5 to E15.5 in Ptf1a<sup>YFP/+</sup> [het] and for E10.5 and E11.5 in Ptf1a<sup>YFP/YFP</sup> [null]. Finally, 94 genes identified in the first phase of TLDA (including 2 endogenous control, Gapdh and 18S) were analyzed in a second TLDA phase for each 1-day time point from E10.5 to -E18.5 in Ptf1a<sup>YFP/+</sup> [het] and for E11.5 in Ptf1a<sup>YFP/YFP</sup> [null] with biological replicates (n&gt;=3) for each time point.</p> </div>	<b>Study Description</b>	Goals	Approaches	Results	Conclusions	Related Studies		
<b>Study Description</b>	Goals								
Approaches	Results	Conclusions							
Related Studies									

<b>Platform types</b>	Expression RT-PCR, Expression
<b>Platforms</b>	<p>Show platform Applied Biosystems Custom (Magnuson) TaqMan Array 384</p> <p>Show platform Applied Biosystems Custom (Magnuson) TaqMan Array 96</p>
<b>Study Design Type</b>	<ul style="list-style-type: none"> <li>development_or_differentiation_design</li> <li>genetic_modification_design</li> <li>time_series_design</li> <li>transcript_identification_design</li> </ul>
<b>Study Factors</b>	Show study factors
<b>Study Assays</b>	Show study assays


**Access to Study Data**

To access the Study Data you must "Request this Resource" (below) and the supplier must fill

**Access Status**

 This resource is publicly viewable.

**Request this Resource**

 Request from a repository

Primary contributor: [BCBC Mouse / ES Cell Core](#)

**Resource Tags**

 Login to edit tags

 Read more about tags

**Resource History & Actions**

Approved on Aug 22, 2010  
Last modified on Aug 02, 2011

 Login to edit or request an edit

**Related resources****BCBC**

No matching resources

**Other Consortia**

No matching resources

Data courtesy of [dkCOIN](#). Only public resources are displayed.

your Request. Then Beta Cell Genomics will contact you with details on how to access the data.

### Gene List(s)

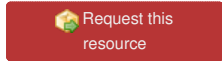
---

To access this study's gene list(s) you must "Request this Resource" (below) and the supplier must fill your Request.

### Repositories

---

Magnuson Lab

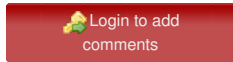


**Stock #:** *Not provided*  
**Availability Notes:** *Not provided*

---

### Comments

*There are no comments for this entry.*



[Home](#) · [Your Account](#) · [News & Events](#) · [Resources](#) · [Policies & Guidelines](#) · [About Us](#) · [FAQ](#) · [Site Map](#)

© 2002-2015 Beta Cell Biology Consortium - All Rights Reserved. [Terms of usage and disclaimer.](#)

