

My Account

Login
Create Account

Resources

View All (813)
Adenoviruses (137)
Antibodies (175)
Bioimages (67)
Genomics Studies (145)
mESC Lines (68)
Mouse Strains (120)
Miscellaneous (46)
Protocols (55)
Research Data (4)
Resource Tags (389)
Visualization (9)

Research & Cores

Core Facilities (5)
Research Highlights (5)
Research Networks
Research Objectives

Information

About the BCBC
BCBC Events
Branding & Logos
Career Opportunities
Health
NIH hESC Registry
Policies & Guidelines
Member Publications
Research Programs
Research Investigators
Member Directory
Tutorials

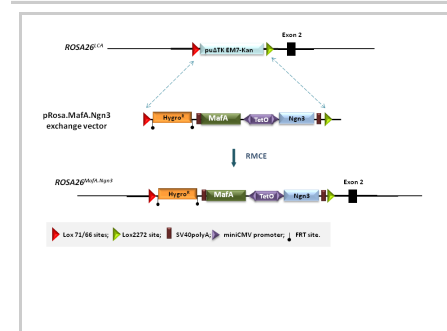
Rosa26^{Ngn3.Mafa} - ES Cell Line RES4019**ESC Line Information**

Cell Line Name:	Rosa26 ^{Ngn3.Mafa}
Parental Cell Line:	TL-1
Background Strain:	129
Culturing Protocol:	Std_mESC_Culture.doc
Description:	Recombinase mediated cassette exchange was performed to introduce a bidirectional tetO-regulated cassette containing coding sequences for transcription factors MafA and Ngn3 into Rosa26 LCA mESCs. This mESC line can be used to generate mice that will simultaneously overexpress MafA and Ngn3 using tet-inducible activation with rTA.

Genetic Alterations**1) RMCE Targeted Mutagenesis**

Type of Allele	Gene Replacement
Targeted Gene	Gt(ROSA)26Sor gene trap ROSA 26, Philippe Soriano [Mus musculus] (Gt(ROSA)26Sor - NCBI GeneID:14910)
Targeted Allele	<i>Not provided</i>
Description of Targeting Vector	The targeting vector introduces a bidirectional TetO-regulated fusion gene into the Rosa26 LCA. In one direction the tetO/CMV promoter will drive expression of Mafa. In the other direction it will drive Ngn3. This allele will be used to simultaneously drive the expression of Mafa and Ngn3 under control of both doxycycline and either an rTA or tTA transgene.


Targeting Vector Genbank File	pRosa26.LCA3.gb
Recombinase-Mediated Cassette Exchange Stage	
Type of Allele:	<i>Not available</i>
Exchanged Cassette Gene	Not provided. (MGI:14910)
Exchanged Cassette Allele Name	Rosa26 LCA
Description of Exchange Vector	<i>Not provided</i>
Exchange Vector Genbank File:	phygro66.2272.rv.ngn3.mafa.gb
Citations	Not Available

Associated Images**Image 1**


Description:
Not provided

Reference:
Not provided

Access Status

 This resource is publicly viewable.

Request this Resource


 Request from a repository

Primary contributor: [Magnuson Lab](#)
Co-contributed by:
• [BCBC Mouse / ES Cell Core](#)

Resource Tags


embryonic, es, esc, Rosa26^{Ngn3.Mafa}, stem, TL-1

 Login to edit tags

 [Read more about tags](#)

Resource History & Actions

Approved on Apr 19, 2011
Last modified on Dec 21, 2011

 Login to edit or request an edit

Related resources**BCBC**

No matching resources

Other Consortia

No matching resources

Data courtesy of [dkCOIN](#). Only public resources are displayed.

Repositories

Magnuson Lab

Out of stock

Stock #: *Not provided*

Availability Notes: *Not provided*

Contact Information

Preferred Contact


Name	Mark Magnuson
Institution	Vanderbilt University
Phone	615-322-7006
Email	mark.magnuson@vanderbilt.edu

Associated Publications

No publications associated

Comments

There are no comments for this entry.

 Login to add
comments

[Home](#) · [Your Account](#) · [News & Events](#) · [Resources](#) · [Policies & Guidelines](#) · [About Us](#) · [FAQ](#) · [Site Map](#)

© 2002-2015 Beta Cell Biology Consortium - All Rights Reserved. [Terms of usage and disclaimer](#).

