

My Account

Login
Create Account

Resources

View All (813)
Adenoviruses (137)
Antibodies (175)
Bioimages (67)
Genomics Studies (145)
mESC Lines (68)
Mouse Strains (120)
Miscellaneous (46)
Protocols (55)
Research Data (4)
Resource Tags (389)
Visualization (9)



Research & Cores

Core Facilities (5)
Research Highlights (5)
Research Networks
Research Objectives

Information

About the BCBC
BCBC Events
Branding & Logos
Career Opportunities
Health
NIH hESC Registry
Policies & Guidelines
Member Publications
Research Programs
Research Investigators
Member Directory
Tutorials

ChIP-on-chip of Pdx1 binding in Min6 cells - Study GBCO3979**Genomics Study Specifications**

| | |
|----------------------------|--|
| Study Name | ChIP-on-chip of Pdx1 binding in Min6 cells |
| Contact Name | David Groff (University of Pennsylvania) |
| Publication | http://www.ncbi.nlm.nih.gov/pubmed/19855005 |
| My Strategies | Return to My Strategies page |
| Classification | Islet/beta-cell stimulation/injury; Targets and roles of transcriptional regulators; Cell stimulation/injury |
| Links |  Biomaterials Graph  ArrayExpress |
| BCBC Release Date | July 21, 2010 |
| Public Release Date | July 21, 2010 |
| Citation | Sachdeva MM, Claiborn KC, Khoo C, Yang J, Groff DN, Mirmira RG, Stoffers DA. Pdx1 (MODY4) regulates pancreatic beta cell susceptibility to ER stress . Proc Natl Acad Sci U S A. 2009. 106:19090-5 |

Synopsis

| | | |
|--|---------|-------------|
| Study Description | Goals | |
| Approaches | Results | Conclusions |
| Related Studies | | |
| <p>The aim of this experiment was to use highthroughput chromatin immunoprecipitation followed by hybridization to promoter microarrays to obtain a comprehensive list of sites in the genome that are physically occupied by Pdx1. Chromatin was prepared from Min6 insulinoma cells and immunoprecipitated with Pdx1 or control antiserum. The precipitated chromatin was then purified, amplified and directly sequenced using Illumina technology.</p> | | |

| | |
|--------------------------|---|
| Platform types | TF Binding ChIP-chip, TF Binding |
| Platforms | Show platform Mouse PromoterChip |
| Study Design Type | <ul style="list-style-type: none"> binding_site_identification_design dye_swap_design |
| Study Factors | Show study factors |
| Study Assays | Show study assays |


Access to Study Data

This Study Data is publicly available to all users.


Gene List(s)

Use the following form(s) to refine the parameters and add the gene list to a strategy:

Access Status

 This resource is publicly viewable.


Request this Resource


 Request from a repository

Primary contributor: [Stoffers Lab](#)

Resource Tags

Atf4, Mouse PromoterChip 5A.Q, Pdx1, Wfs1

 Login to edit tags

 [Read more about tags](#)

Resource History & Actions

Approved on Jul 21, 2010
Last modified on Jan 17, 2012

 Login to edit or request an edit

Related resources**BCBC**

No matching resources

Other Consortia

No matching resources

Data courtesy of [dkCOIN](#). Only public resources are displayed.

|Fold Change| Greater Than:

Confidence Level: High Confidence All Results

For a microarray experiment a result with high confidence has a confidence level of at least 80%.

For a ChIP-chip experiment a result with high confidence has a confidence level of at least 90% and all fold changes are positive.

Reference (Denominator): IgG ChIP MIN6 cells

[Find Genes](#)

Genome Browser


There are no genome browser tracks currently available for this study.

Lists of Locations

There are no genomic location datasets currently available for this study.

Repositories

Stoffers Lab


 Request this resource

Stock #: *Not provided*

Availability Notes: *Not provided*

Comments

There are no comments for this entry.

 Login to add comments

