

**My Account**

Login  
Create Account

**Resources**

View All (813)  
Adenoviruses (137)  
Antibodies (175)  
Bioimages (67)  
Genomics Studies (145)  
mESC Lines (68)  
Mouse Strains (120)  
Miscellaneous (46)  
Protocols (55)  
Research Data (4)  
Resource Tags (389)  
Visualization (9)



**Research & Cores**

Core Facilities (5)  
Research Highlights (5)  
Research Networks  
Research Objectives

**Information**

About the BCBC  
BCBC Events  
Branding & Logos  
Career Opportunities  
Health  
NIH hESC Registry  
Policies & Guidelines  
Member Publications  
Research Programs  
Research Investigators  
Member Directory  
Tutorials

**Pdx1 Min6 siRNA - Study GBCO3977****Genomics Study Specifications**

<b>Study Name</b>	Pdx1 Min6 siRNA
<b>Contact Name</b>	<a href="#">David Groff</a> (University of Pennsylvania)
<b>Publication</b>	<a href="http://www.ncbi.nlm.nih.gov/pubmed/19855005">http://www.ncbi.nlm.nih.gov/pubmed/19855005</a>
<b>My Strategies</b>	<a href="#">Return to My Strategies page</a>
<b>Classification</b>	Cell stimulation/injury; Islet/beta-cell stimulation/injury; Targets and roles of transcriptional regulators
<b>Links</b>	 <a href="#">Biomaterials Graph</a>  <a href="#">ArrayExpress</a>
<b>BCBC Release Date</b>	July 21, 2010
<b>Public Release Date</b>	July 21, 2010
<b>Citation</b>	Sachdeva MM, Claiborn KC, Khoo C, Yang J, Groff DN, Mirmira RG, Stoffers DA. <a href="#">Pdx1 (MODY4) regulates pancreatic beta cell susceptibility to ER stress</a> . Proc Natl Acad Sci U S A. 2009. 106:19090-5

**Synopsis**

<b>Study Description</b>	Goals	
Approaches	Results	Conclusions
Related Studies		

In order to identify genes that are regulated by Pdx1, MIN6 insulinoma cells were transduced with adenovirus expressing a short hairpin RNA directed against murine Pdx1 (AdshPdx1) or luciferase (AdshLuc) or not transduced at all (untreated). RNA was harvested and reverse transcribed. Reduced expression of Pdx1 and established Pdx1 targets was confirmed. The RNA was then submitted for labeling and hybridization to the PancChip cDNA microarray.

<b>Platform types</b>	Expression, Expression microarray
<b>Platforms</b>	<a href="#">Show platform Mouse PancChip</a>
<b>Study Design Type</b>	<ul style="list-style-type: none"> <li>dye_swap_design</li> <li>genetic_modification_design</li> </ul>
<b>Study Factors</b>	<a href="#">Show study factors</a>
<b>Study Assays</b>	<a href="#">Show study assays</a>


**Access to Study Data**

This Study Data is publicly available to all users.


**Gene List(s)**

Use the following form(s) to refine the parameters and add the gene list to a strategy:

**Access Status**

 This resource is publicly viewable.

**Request this Resource**

 Request from a repository

Primary contributor: [Stoffers Lab](#)

**Resource Tags**


Atf4, Bip, Dnajc10, Edem3, Ero1lb, Hspa5, Mouse PancChip 6.1 Ero11, Nnat, Pdia4, Pdia6, Pdx1, Wfs1

 Login to edit tags

 [Read more about tags](#)

**Resource History & Actions**

Approved on Jul 21, 2010  
Last modified on Jan 17, 2012

 Login to edit or request an edit

**Related resources****BCBC**

No matching resources

**Other Consortia**

No matching resources

Data courtesy of [dkCOIN](#). Only public resources are displayed.

|Fold Change| Greater Than:

Confidence Level:

High Confidence  All Results

*For a microarray experiment a result with high confidence has a confidence level of at least 80%.*

*For a ChIP-chip experiment a result with high confidence has a confidence level of at least 90% and all fold changes are positive.*

Reference (Denominator):

shLuciferase MIN6 Cells

[Find Genes](#)

shPdx1 versus WT MIN6 cells

## Genome Browser


*There are no genome browser tracks currently available for this study.*

## Lists of Locations

*There are no genomic location datasets currently available for this study.*

## Repositories

Stoffers Lab


 [Request this resource](#)

**Stock #:** *Not provided*

**Availability Notes:** *Not provided*

## Comments

*There are no comments for this entry.*

 [Login to add comments](#)

[Home](#) · [Your Account](#) · [News & Events](#) · [Resources](#) · [Policies & Guidelines](#) · [About Us](#) · [FAQ](#) · [Site Map](#)

© 2002-2015 Beta Cell Biology Consortium - All Rights Reserved. [Terms of usage and disclaimer.](#)

