

My Account

Login
Create Account

Resources

View All (813)
Adenoviruses (137)
Antibodies (175)
Bioimages (67)
Genomics Studies (145)
mESC Lines (68)
Mouse Strains (120)
Miscellaneous (46)
Protocols (55)
Research Data (4)
Resource Tags (389)
Visualization (9)

Research & Cores

Core Facilities (5)
Research Highlights (5)
Research Networks
Research Objectives

Information

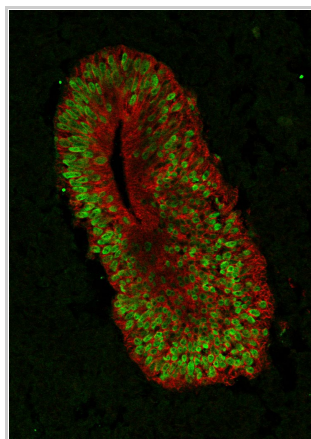
About the BCBC
BCBC Events
Branding & Logos
Career Opportunities
Health
NIH hESC Registry
Policies & Guidelines
Member Publications
Research Programs
Research Investigators
Member Directory
Tutorials

Monoclonal Human E-cadherin raised in Mouse - Antibody RES323**Antibody Information**

Antibody ID:	AB2096
Antigen:	E-cadherin (NCBI Gene ID: 999)
Type:	Monoclonal
Isotype:	IgG2a
Immunogen Source:	unknown
Raised In:	Mouse
Peptide:	<i>Not provided</i>
Source of Antigen:	Human
Cross Reacts With:	Mouse
Affinity Purified:	Purified
Purity Details:	<i>Not provided</i>
Positive Control:	gut endoderm
Notes:	Cross reacts with chick E-cadherin

Applications and Uses

Application	Concentration	Storage Buffer	Protocols and Description
IHC	<i>Not provided</i>	4% PFA O/N	Description: The mouse anti-E-cadherin monoclonal is good for fluorescent IHC on tissue (cryosectioned or whole mount) fixed in 4% PFA O/N - dilution should be 1:500 for sections and 1:2000 for whole mount staining. Protocols:


Associated Images**Image 1****Description:**

Section of E4 chick stomach stained for E-cadherin (red) and FoxA2 (green).


Reference:

Jonas Ahnfelt-Rønne, Hagedorn Research Institute

Access Status

 This resource is publicly viewable.


Request this Resource


 Request from a repository

Primary contributor: [Palle Serup](#)

Resource Tags

antibody, E-cadherin, Human, Monoclonal

 Login to edit tags

 Read more about tags

Resource History & Actions

Approved on
Last modified on Feb 24, 2006

 Login to edit or request an edit

Related resources**BCBC**

No matching resources

Other Consortia

No matching resources

Data courtesy of [dkCOIN](#). Only public resources are displayed.

Repositories**BD Biosciences**

 Request via www.bdbiosciences.com website

Stock #: 610181
Availability Notes: *Not provided*

Contact Information**Preferred Contact**

Name BD Biosciences


Institution	<i>Not provided</i>
Phone	855.236.2772
Email	BDBCcustomerService@bd.com

Associated Publications

No publications associated

Comments

There are no comments for this entry.

 [Login to add comments](#)

[Home](#) · [Your Account](#) · [News & Events](#) · [Resources](#) · [Policies & Guidelines](#) · [About Us](#) · [FAQ](#) · [Site Map](#)

© 2002-2015 Beta Cell Biology Consortium - All Rights Reserved. [Terms of usage and disclaimer](#).

