

My Account

[Login](#)
[Create Account](#)

Resources

[View All \(813\)](#)
[Adenoviruses \(137\)](#)
[Antibodies \(175\)](#)
[Bioimages \(67\)](#)
[Genomics Studies \(145\)](#)
[mESC Lines \(68\)](#)
[Mouse Strains \(120\)](#)
[Miscellaneous \(46\)](#)
[Protocols \(55\)](#)
[Research Data \(4\)](#)
[Resource Tags \(389\)](#)
[Visualization \(9\)](#)

Research & Cores



[Core Facilities \(5\)](#)
[Research Highlights \(5\)](#)
[Research Networks](#)
[Research Objectives](#)

Information

[About the BCBC](#)
[BCBC Events](#)
[Branding & Logos](#)
[Career Opportunities](#)
[Health](#)
[NIH hESC Registry](#)
[Policies & Guidelines](#)
[Member Publications](#)
[Research Programs](#)
[Research Investigators](#)
[Member Directory](#)
[Tutorials](#)

Differential expression of representative sorted pancreatic cells - Study GBCO3687

Genomics Study Specifications

Study Name	Differential expression of representative sorted pancreatic cells
Contact Name	Markus Grompe (Oregon Health and Science University)
Publication	http://www.ncbi.nlm.nih.gov/pubmed/21882062
My Strategies	Return to My Strategies page
Classification	Tissue expression, surveys and comparisons
Links	 Biomaterials Graph  ArrayExpress
BCBC Release Date	February 16, 2010
Public Release Date	July 29, 2011
Citation	Dorrell C, Schug J, Lin CF, Canaday PS, Fox AJ, Smirnova O, Bonnah R, Streeter PR, Stoeckert CJ, Kaestner KH, Grompe M. Transcriptomes of the major human pancreatic cell types . <i>Diabetologia</i> . 2011. 54:2832-44
Synopsis	<div style="border: 1px solid gray; padding: 5px;"> <div style="display: flex; justify-content: space-between;"> <div style="background-color: #e0e0e0; padding: 2px;">Study Description</div> <div style="background-color: #e0e0e0; padding: 2px;">Goals</div> </div> <div style="display: flex; justify-content: space-between; margin-top: 5px;"> <div style="background-color: #e0e0e0; padding: 2px;">Approaches</div> <div style="background-color: #e0e0e0; padding: 2px;">Results</div> <div style="background-color: #e0e0e0; padding: 2px;">Conclusions</div> </div> <div style="background-color: #e0e0e0; padding: 2px; margin-top: 5px;">Related Studies</div> <p style="margin-top: 10px;">The goal of this experiment is to identify genes differentially expressed in representative pancreatic FACS-sorted cell types.</p> </div>
Platform types	Expression microarray, Expression
Platforms	Show platform Agilent Whole Human Genome Microarray 4x44K [G4112F]
Study Design Type	<ul style="list-style-type: none"> cell_type_comparison_design
Study Factors	Show study factors
Study Assays	Show study assays


Access to Study Data

This Study Data is publicly available to all users.


Gene List(s)

Use the following form(s) to refine the parameters and add the gene list to a strategy:

Access Status

 This resource is publicly viewable.


Request this Resource


 Request from a repository

Primary contributor: [Grompe Lab](#)

Resource Tags


4x44k, agilent whole human genome microarray, balf2, cdx2, hdac9, hopx, hpd1, hpd3, hpx1, irx2, irx-2, mafb

 [Login to edit tags](#)

 [Read more about tags](#)

Resource History & Actions

Approved on Jun 02, 2010
 Last modified on Apr 30, 2012

 [Login to edit or request an edit](#)

Related resources**BCBC**

No matching resources

Other Consortia

No matching resources

Data courtesy of [dkCOIN](#). Only public resources are displayed.

|Fold Change| Greater Than:

Confidence Level: High Confidence All Results

For a microarray experiment a result with high confidence has a confidence level of at least 80%.

For a ChIP-chip experiment a result with high confidence has a confidence level of at least 90% and all fold changes are positive.

Reference (Denominator): Islet Cells

[Find Genes](#)

- [▶ Human large duct cells versus islet cells](#)
- [▶ Human acinar cells versus islet cells](#)
- [▶ Human large versus small duct cells](#)
- [▶ Human acinar cells versus small duct cells](#)
- [▶ Human large duct cells versus acinar cells](#)

Genome Browser


There are no genome browser tracks currently available for this study.

Lists of Locations

There are no genomic location datasets currently available for this study.

Repositories


Grompe Lab

 [Request this resource](#)

Stock #: *Not provided*
Availability Notes: *Not provided*

Comments

There are no comments for this entry.

 [Login to add comments](#)

