

My Account

[Login](#)
[Create Account](#)

Resources

[View All \(813\)](#)
[Adenoviruses \(137\)](#)
[Antibodies \(175\)](#)
[Bioimages \(67\)](#)
[Genomics Studies \(145\)](#)
[mESC Lines \(68\)](#)
[Mouse Strains \(120\)](#)
[Miscellaneous \(46\)](#)
[Protocols \(55\)](#)
[Research Data \(4\)](#)
[Resource Tags \(389\)](#)
[Visualization \(9\)](#)

Research & Cores

[Core Facilities \(5\)](#)
[Research Highlights \(5\)](#)
[Research Networks](#)
[Research Objectives](#)

Information

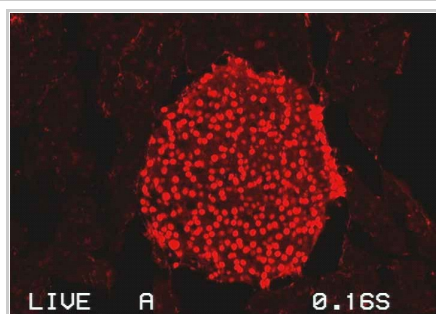
[About the BCBC](#)
[BCBC Events](#)
[Branding & Logos](#)
[Career Opportunities](#)
[Health](#)
[NIH hESC Registry](#)
[Policies & Guidelines](#)
[Member Publications](#)
[Research Programs](#)
[Research Investigators](#)
[Member Directory](#)
[Tutorials](#)

Monoclonal Rat PDX1 raised in Mouse - Antibody RES316**Antibody Information**

Antibody ID:	AB2031
Antigen:	PDX1 (NCBI Gene ID: 29535)
Type:	Monoclonal
Isotype:	IgG1
Immunogen Source:	Fusion Protein
Raised In:	Mouse
Peptide:	GST-Pdx1(aa215-283)
Source of Antigen:	Rat
Cross Reacts With:	Mouse,Rat
Affinity Purified:	Affinity Purified
Purity Details:	<i>Not provided</i>
Positive Control:	Adult mouse pancreas
Notes:	<i>Not provided</i>

Applications and Uses

Application	Concentration	Storage Buffer	Protocols and Description
IHC-AIFr	1:1000	PBS, 0.05% Sodium Azide	Description: <i>Not provided</i> Protocols: 1. PFA fixation, TSA amplification

Associated Images**Image 1**


Description:
IHC staining of adult mouse pancreas with mouse anti-pdx1 mAb F6A11

Reference:
Not provided

Repositories

BCBC members may [Login](#) to request this resource.

DSHB - Madsen


 Request via dshb.biology.uiowa.edu/Welcome?search=madsen website

Stock #: F6A11
Availability Notes:
 100 ug


Contact Information**Preferred Contact**

Name	Developmental Studies Hybridoma Bank
Institution	<i>Not provided</i>
Phone	319-335-3826
Email	dshb@uiowa.edu

Access Status

 This resource is publicly viewable.


Request this Resource


 Request from a
repository

Primary contributor: [Antibody Core \(Retired\)](#)
 Co-contributed by:
 • [Antibody Core \(USA\)](#)

Resource Tags


AbCore, antibody, DSHB, Monoclonal, PDX1, Rat

 [Login to edit tags](#)

 [Read more about tags](#)

Resource History & Actions

Approved on
 Last modified on Jan 24, 2005

 [Login to edit or request an edit](#)

Related resources**BCBC**

No matching resources

Other Consortia

No matching resources

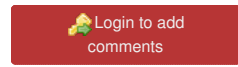
Data courtesy of [dkCOIN](#). Only public resources are displayed.

Associated Publications

Publication	Citation
20558340	Galbo T, Pedersen IL, Fløyel T, Bang-Berthelsen CH, Serup P, Madsen OD, Hald J <u>Novel monoclonal antibodies against Pdx1 reveal feedback regulation of Pdx1 protein levels.</u> (2010) <i>Eur J Histochem</i> 54 : e19 (Added January 08, 2013)

Comments

There are no comments for this entry.



[Home](#) · [Your Account](#) · [News & Events](#) · [Resources](#) · [Policies & Guidelines](#) · [About Us](#) · [FAQ](#) · [Site Map](#)

© 2002-2015 Beta Cell Biology Consortium - All Rights Reserved. [Terms of usage and disclaimer.](#)

