

**My Account**

[Login](#)  
[Create Account](#)

**Resources**

[View All \(813\)](#)  
[Adenoviruses \(137\)](#)  
[Antibodies \(175\)](#)  
[Bioimages \(67\)](#)  
[Genomics Studies \(145\)](#)  
[mESC Lines \(68\)](#)  
[Mouse Strains \(120\)](#)  
[Miscellaneous \(46\)](#)  
[Protocols \(55\)](#)  
[Research Data \(4\)](#)  
[Resource Tags \(389\)](#)  
[Visualization \(9\)](#)

**Research & Cores**



[Core Facilities \(5\)](#)  
[Research Highlights \(5\)](#)  
[Research Networks](#)  
[Research Objectives](#)

**Information**

[About the BCBC](#)  
[BCBC Events](#)  
[Branding & Logos](#)  
[Career Opportunities](#)  
[Health](#)  
[NIH hESC Registry](#)  
[Policies & Guidelines](#)  
[Member Publications](#)  
[Research Programs](#)  
[Research Investigators](#)  
[Member Directory](#)  
[Tutorials](#)

## Transcriptome profiling of e11.25 mouse pancreas: comparison between Ngn3<sup>-/-</sup> and Ngn3<sup>-/-</sup>; Pdx1::Ngn3ER<sup>TM</sup> pancreatic epithelium. - Study GBCO3733

**Genomics Study Specifications**

<b>Study Name</b>	Transcriptome profiling of e11.25 mouse pancreas: comparison between Ngn3 <sup>-/-</sup> and Ngn3 <sup>-/-</sup> ; Pdx1::Ngn3ER <sup>TM</sup> pancreatic epithelium.
<b>Contact Name</b>	<a href="#">Anne Grapin-Botton</a> (ISREC (Swiss Institute for Experimental Cancer Research) EPFL (Ecole Polytechnique Federale de Lausanne) EPFL SV ISREC - UPGRA)
<b>Publication</b>	Not provided
<b>My Strategies</b>	<a href="#">Return to My Strategies page</a>
<b>Classification</b>	Targets and roles of transcriptional regulators; Pancreas development and growth
<b>Links</b>	 <a href="#">Biomaterials Graph</a>  <a href="#">ArrayExpress</a>
<b>BCBC Release Date</b>	January 19, 2010
<b>Public Release Date</b>	July 29, 2011
<b>Citation</b>	<i>unavailable</i>

**Synopsis****Study Description**

## Goals

## Approaches

## Results

## Conclusions

## Related Studies

Individual pancreatic buds of crosses between Ngn3<sup>+/-</sup> and Ngn3<sup>+/-</sup>; Pdx1::Ngn3ER<sup>TM</sup>-IRES-GFP were dissected. Pregnant females were injected intra-peritoneal with 2mg of Tamoxifen at e10.25 (9 am) and dissected at e11.25 (9 to 11 am). Most of the mesenchymal tissue was removed to reduce the tissue complexity of the sample and enrich in epithelial pancreas progenitors. Moreover, at that developmental stage, Pdx1 promoter exhibit strong and homogenous expression levels. Rescuing Ngn3 expression only 24 hours before dissection (12h before activity, due to the time to process tamoxifen into the active compound 4OH tamoxifen) enriches the gene list in direct targets of Ngn3.

<b>Platform types</b>	Expression, Expression microarray
<b>Platforms</b>	<a href="#">Show platform Affymetrix Mouse430_2</a>
<b>Study Design Type</b>	<ul style="list-style-type: none"> <li>genetic_modification_design</li> </ul>
<b>Study Factors</b>	<a href="#">Show study factors</a>
<b>Study Assays</b>	<a href="#">Show study assays</a>


**Access to Study Data**

This Study Data is publicly available to all users.


**Gene List(s)**

Use the following form(s) to refine the parameters and add the gene list to a strategy:

**Access Status**

 This resource is publicly viewable.


**Request this Resource**

 Request from a repository

Primary contributor: [Grapin-Botton Lab](#)

**Resource Tags**


Ngn3, ngn3

 Login to edit tags

 Read more about tags

**Resource History & Actions**

Approved on Jan 19, 2010  
Last modified on Jan 17, 2012

 Login to edit or request an edit

**Related resources****BCBC**

*No matching resources*

**Other Consortia**

*No matching resources*

Data courtesy of [dkCOIN](#). Only public resources are displayed.

Mouse Pdx1::Ngn3ER versus Ngn3 knock out pancreatic epithelium

|Fold Change| Greater Than:

Confidence Level: High Confidence  All Results

*For a microarray experiment a result with high confidence has a confidence level of at least 80%.*

*For a ChIP-chip experiment a result with high confidence has a confidence level of at least 90% and all fold changes are positive.*

Reference (Denominator): Ngn3 knock out

### Genome Browser

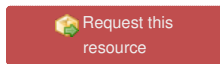
There are no genome browser tracks currently available for this study.

### Lists of Locations

There are no genomic location datasets currently available for this study.

### Repositories

#### Grapin-Botton Lab



Stock #: *Not provided*  
Availability Notes: *Not provided*

### Comments

There are no comments for this entry.

