

My Account

[Login](#)
[Create Account](#)

Resources

[View All \(813\)](#)
[Adenoviruses \(137\)](#)
[Antibodies \(175\)](#)
[Bioimages \(67\)](#)
[Genomics Studies \(145\)](#)
[mESC Lines \(68\)](#)
[Mouse Strains \(120\)](#)
[Miscellaneous \(46\)](#)
[Protocols \(55\)](#)
[Research Data \(4\)](#)
[Resource Tags \(389\)](#)
[Visualization \(9\)](#)

Research & Cores

[Core Facilities \(5\)](#)
[Research Highlights \(5\)](#)
[Research Networks](#)
[Research Objectives](#)

Information

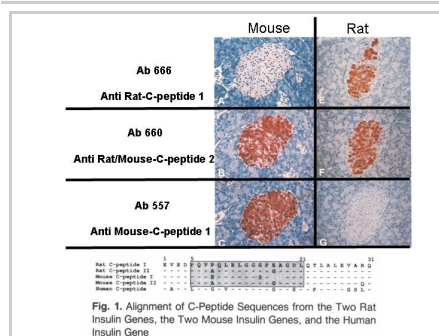
[About the BCBC](#)
[BCBC Events](#)
[Branding & Logos](#)
[Career Opportunities](#)
[Health](#)
[NIH hESC Registry](#)
[Policies & Guidelines](#)
[Member Publications](#)
[Research Programs](#)
[Research Investigators](#)
[Member Directory](#)
[Tutorials](#)

Polyclonal Rat C-peptide 2 raised in Rabbit - Antibody RES267**Antibody Information**

Antibody ID:	AB1042
Antigen:	C-peptide 2 (NCBI Gene ID: 24505)
Type:	Polyclonal
Isotype:	Not Applicable
Immunogen Source:	Peptide
Raised In:	Rabbit
Peptide:	rat/mouse C-peptide 2 (aa5-aa21)
Source of Antigen:	Rat
Cross Reacts With:	Mouse,Rat
Affinity Purified:	Serum
Purity Details:	<i>Not provided</i>
Positive Control:	Rat or mouse pancreas or rat/mouse beta cell lines
Notes:	This antiserum is specific for C-peptide 2 and does not cross-react to the non-allelic rat/mouse C-peptide 1

Applications and Uses

Application	Concentration	Storage Buffer	Protocols and Description
IHC	1:3000	PBS	Description: <i>Not provided</i> Protocols: 1. Peroxidase

Associated Images**Image 1****Repositories**


BCBC members may [Login](#) to request this resource.

BCBC members may [Login](#) to request this resource.


Contact Information**Preferred Contact**

Name	Michael Ray
Institution	Vanderbilt University
Phone	(615)343-8258
Email	michael.ray@vanderbilt.edu

Associated Publications**Access Status**

 This resource is publicly viewable.

Request this Resource

 Request from a repository


Primary contributor: [Antibody Core \(Retired\)](#)


Co-contributed by:

- [Antibody Core \(USA\)](#)

Resource Tags

AbCore, antibody, C-peptide 2, Polyclonal, Rat

 Login to edit tags

 Read more about tags

Resource History & Actions

Approved on
Last modified on Nov 05, 2010

 Login to edit or request an edit

Related resources**BCBC**

No matching resources

Other Consortia

No matching resources


Data courtesy of [dkCOIN](#). Only public resources are displayed.

Publication	Citation
-------------	----------

1569972	Blume N, Petersen JS, Andersen LC, Kofod H, Dyrberg T, Michelsen BK, Serup P, Madsen OD Immature transformed rat islet beta-cells differentially express C-peptides derived from the genes coding for insulin I and II as well as a transacted human insulin gene. (1992) <i>Mol Endocrinol</i> 6 : 299-307 (Added August 18, 2010)
-------------------------	--

Comments

There are no comments for this entry.

 Login to add comments

[Home](#) · [Your Account](#) · [News & Events](#) · [Resources](#) · [Policies & Guidelines](#) · [About Us](#) · [FAQ](#) · [Site Map](#)

© 2002-2015 Beta Cell Biology Consortium - All Rights Reserved. [Terms of usage and disclaimer.](#)

