

My Account

Login
Create Account

Resources

View All (813)
Adenoviruses (137)
Antibodies (175)
Bioimages (67)
Genomics Studies (145)
mESC Lines (68)
Mouse Strains (120)
Miscellaneous (46)
Protocols (55)
Research Data (4)
Resource Tags (389)
Visualization (9)

Research & Cores

Core Facilities (5)
Research Highlights (5)
Research Networks
Research Objectives

Information

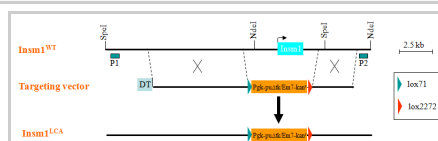
About the BCBC
BCBC Events
Branding & Logos
Career Opportunities
Health
NIH hESC Registry
Policies & Guidelines
Member Publications
Research Programs
Research Investigators
Member Directory
Tutorials

Insm1^{LCA} - ES Cell Line RES256**ESC Line Information**

Cell Line Name:	Insm1 ^{LCA}
Parental Cell Line:	TL-1
Background Strain:	129
Culturing Protocol:	Std_mESC_Culture.doc
Description:	This ES cell line contains a loxed cassette acceptor(LCA)allele that may be utilized for the exchange of DNAs of interest into the Insm1 gene locus by recombinase mediated cassette exchange (RMCE). This LCA uses a lox 66/71 and lox 2272 strategy for RMCE and allows a ~5.2 kb region of this single exon gene to be manipulated. This enables a variety of different types of experiments to be performed using a range of cassette designs.

Genetic Alterations

1) Targeted Mutagenesis	
Type of Allele	Cassette Acceptor
Targeted Gene	insulinoma-associated 1 (Insm1 - NCBI GeneID:53626)
Targeted Allele	targeted mutation 1 (Insm1 ^{tm1(LCA)} - MGI:1859980)
Description of Targeting Vector	This LCA uses a lox 66/71 and lox 2272 strategy for RMCE and allows a ~5.2 kb region of this single exon gene to be manipulated. This enables a variety of different types of experiments to be performed using a range of cassette designs.
Targeting Vector Genbank File	Insm1.GT.qb
Citations	Not Available

Associated Images**Image 1**


Description:
Through homologous recombination in ES cells, a 5232 bp fragment containing the proximal promoter, exon and the 3' flanking region of Insm1 was deleted and replaced with a positive-negative selection cassette. The selection cassette consists of a pgk-pu(Delta)tk cassette for positive negative selection in ES cells, and an EM7-kanomycin cassette for positive selection in bacterial cells.

Reference:
Not provided

Repositories

Magnuson Lab	Stock #: <i>Not provided</i>
Request this resource	Availability Notes: <i>Not provided</i>

Contact Information**Access Status**

 This resource is publicly viewable.

Request this Resource

[Request from a repository](#)

Primary contributor: [Magnuson Lab](#)
Co-contributed by:
• [BCBC Mouse / ES Cell Core](#)

Resource Tags

embryonic, es, esc, Insm1, Insm1^{LCA}, LCA, mESC Core, RMCE, stem, TL-1

[Login to edit tags](#)

[Read more about tags](#)

Resource History & Actions

Approved on Feb 28, 2008
Last modified on Mar 23, 2015

[Login to edit or request an edit](#)

Related resources**BCBC**

No matching resources

Other Consortia

No matching resources

Data courtesy of [dkCOIN](#). Only public resources are displayed.

Preferred Contact


Name	Mark Magnuson
Institution	Vanderbilt University
Phone	615-322-7006
Email	mark.magnuson@vanderbilt.edu

Associated Publications

No publications associated

Comments

There are no comments for this entry.

 Login to add
comments

[Home](#) · [Your Account](#) · [News & Events](#) · [Resources](#) · [Policies & Guidelines](#) · [About Us](#) · [FAQ](#) · [Site Map](#)

© 2002-2015 Beta Cell Biology Consortium - All Rights Reserved. [Terms of usage and disclaimer.](#)

