

My Account

Login
Create Account

Resources

View All (813)
Adenoviruses (137)
Antibodies (175)
Bioimages (67)
Genomics Studies (145)
mESC Lines (68)
Mouse Strains (120)
Miscellaneous (46)
Protocols (55)
Research Data (4)
Resource Tags (389)
Visualization (9)

Research & Cores

Core Facilities (5)
Research Highlights (5)
Research Networks
Research Objectives

Information

About the BCBC
BCBC Events
Branding & Logos
Career Opportunities
Health
NIH hESC Registry
Policies & Guidelines
Member Publications
Research Programs
Research Investigators
Member Directory
Tutorials

Pdx1^{deltal-II-III} - Mouse Strain RES247**Mouse Information**

Common Name:	Pdx1 ^{deltal-II-III}
MGI Official Name:	Pdx1 ^{tm3Cvw}
Description:	Area I-II-III, a conserved 5' cis-regulatory region of Pdx1, was removed by Cre mediated recombination in the germline of Pdx1 ^{tm5Cvw} (Pdx1 ^{Flx123}) by crossing to deleter Cre mice. This allele was shown to be a hypomorph.
Categories:	None specified.

Genetic Alterations

1) Targeted Mutagenesis					
Type of Allele	Global Mutation				
Targeted Gene	Pancreatic and Duodenal homeobox 1 (Pdx1 - NCBI GeneID:18609)				
Targeted Allele	targeted mutation 3 (Pdx1{tm3(deltal-II-III)} - MGI:3702893)				
Description of Targeting Vector	<i>Not provided</i>				
Targeting Vector Genbank File	<i>Not provided</i>				
Citations	<table border="1"> <thead> <tr> <th>PubMedID</th> <th>Citation</th> </tr> </thead> <tbody> <tr> <td>16418487</td> <td>Targeted deletion of a cis-regulatory region reveals differential gene dosage requirements for Pdx1 in foregut organ differentiation and pancreas formation. (2006) <i>Genes Dev</i> 20: 253-66 (Added 2008-03-29 17:06:49)</td> </tr> </tbody> </table>	PubMedID	Citation	16418487	Targeted deletion of a cis-regulatory region reveals differential gene dosage requirements for Pdx1 in foregut organ differentiation and pancreas formation. (2006) <i>Genes Dev</i> 20: 253-66 (Added 2008-03-29 17:06:49)
PubMedID	Citation				
16418487	Targeted deletion of a cis-regulatory region reveals differential gene dosage requirements for Pdx1 in foregut organ differentiation and pancreas formation. (2006) <i>Genes Dev</i> 20: 253-66 (Added 2008-03-29 17:06:49)				

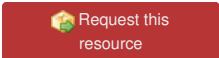
Strain Information

Strain Type:	Mixed
Chimera/Founder Genetic Background:	129S6/SvEvTac
Current Genetic Background:	129BL6/DAB2 (date recorded: 03/27/2015)
Strain Description:	Not provided

Associated Images

No associated images have been supplied


Repositories

Wright Lab	<p> Request this resource</p> <p>Stock #: <i>Not provided</i> Availability Notes: <i>Not provided</i></p>
-------------------	---

Contact Information

Preferred Contact	
Name	Chris Wright
Institution	Vanderbilt University
Phone	615-343-8256
Email	chris.wright@vanderbilt.edu

Access Status

 This resource is publicly viewable.

Request this Resource

 **Request from a repository**

Primary contributor: [Wright Lab](#)

Resource Tags

mouse, mouse strain, Pdx1, Pdx1^{deltal-II-III}

 **Login to edit tags**

 **Read more about tags**

Resource History & Actions

Approved on Aug 27, 2008
Last modified on Aug 27, 2008

 **Login to edit or request an edit**

Related resources**BCBC**

No matching resources

Other Consortia

No matching resources

Data courtesy of [dkCOIN](#). Only public resources are displayed.

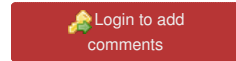
Primary Lab Contact	
Name	Yu-Ping Yang
Institution	Vanderbilt University Medical Center
Phone	615-343-8258
Email	yuping.yang@vanderbilt.edu

Associated Publications

No publications associated

Comments

There are no comments for this entry.



[Home](#) · [Your Account](#) · [News & Events](#) · [Resources](#) · [Policies & Guidelines](#) · [About Us](#) · [FAQ](#) · [Site Map](#)

© 2002-2015 Beta Cell Biology Consortium - All Rights Reserved. [Terms of usage and disclaimer.](#)

