

[Home](#)
[Genomics](#)
[News & Information](#)
[Research](#)
[Cores](#)
[Resources](#)
[People](#)
[Workspaces](#)
[My Account](#)
[About Us](#)

[All](#)
[Adenoviruses](#)
[Antibodies](#)
[Bioimages](#)
[mESC Lines](#)
[Mouse Strains](#)
[Genomics Studies](#)
[Protocols](#)
[Miscellaneous](#)
[Research Data](#)
[Visualization](#)

My Account

[Login](#)
[Create Account](#)

Resources

[View All \(813\)](#)
[Adenoviruses \(137\)](#)
[Antibodies \(175\)](#)
[Bioimages \(67\)](#)
[Genomics Studies \(145\)](#)
[mESC Lines \(68\)](#)
[Mouse Strains \(120\)](#)
[Miscellaneous \(46\)](#)
[Protocols \(55\)](#)
[Research Data \(4\)](#)
[Resource Tags \(389\)](#)
[Visualization \(9\)](#)

Research & Cores

[Core Facilities \(5\)](#)
[Research Highlights \(5\)](#)
[Research Networks](#)
[Research Objectives](#)

Information

[About the BCBC](#)
[BCBC Events](#)
[Branding & Logos](#)
[Career Opportunities](#)
[Health](#)
[NIH hESC Registry](#)
[Policies & Guidelines](#)
[Member Publications](#)
[Research Programs](#)
[Research Investigators](#)
[Member Directory](#)
[Tutorials](#)

Ngn3^{nCre} - Mouse Strain RES2301**Mouse Information**

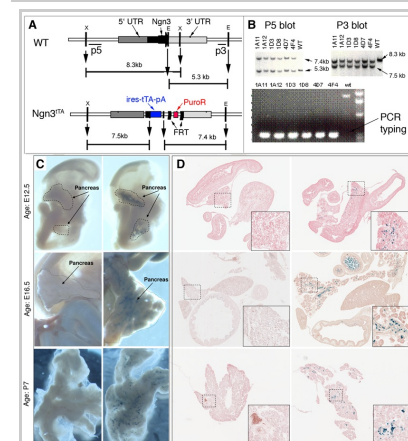
| | |
|---------------------------|---|
| Common Name: | Ngn3 ^{nCre} |
| MGI Official Name: | Neurog3 ^{tm1.1(nCre)Ggu} |
| Description: | A nCre-iRES (n-terminal half of Cre followed by internal ribosomal entry site) was inserted after Ngn3ATG. This allele is confirmed to express both nCre and Ngn3 (no visible phenotype in homozygous animals). |
| Categories: | Cre-lox inducible |

Genetic Alterations**1) Targeted Mutagenesis**

| | |
|--|---|
| Type of Allele | Gene Replacement |
| Targeted Gene | Neurogenin 3 (Neurog3 - NCBI GeneID:11925) |
| Targeted Allele | Ngn3{nCre} (Neurog3 ^{nCre} - MGI:893591) |
| Description of Targeting Vector | The 5.3 kb 5' arm is a SmaI-XbaI fragment (the XbaI site is engineered at the ATG initiation site of Ngn3). The 1.7 kb 3' arm is the ATG coding region + 3' UTR (amplified with PCR to add in necessary cloning site for cloning. The end product is: 5'arm, nCre, ires, FRT-pGK-neo-FRT-3'arm. |
| Targeting Vector Genbank File | pngn3.ires.tta.gb |
| Citations | Not Available |

Strain Information


| | |
|--|--|
| Strain Type: | Not provided |
| Chimera/Founder Genetic Background: | Not provided |
| Current Genetic Background: | Not provided (date recorded: Not provided) |
| Strain Description: | Mixed (129/S6 crossed with ICR) |

Associated Images**Image 1**


Description:
Not provided

Reference:
Not provided

Image 2**Access Status**

 This resource is publicly viewable.


Request this Resource

 Request from a repository

Primary contributor: [Gu Lab](#)

Resource Tags


mouse, mouse strain, Ngn3^{nCre}

 Login to edit tags

 Read more about tags

Resource History & Actions

Approved on Oct 28, 2009
Last modified on Nov 02, 2009

 Login to edit or request an edit

Related resources**BCBC**

No matching resources

Other Consortia

No matching resources

Data courtesy of [dkCOIN](#). Only public resources are displayed.



Description:

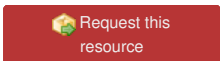
Southern with 5' probe. Digested with XbaI. WT band: 6.7kb. targeted band: 5kb

Reference:

Not provided

Repositories

Gu Lab



Stock #: *Not provided*

Availability Notes: *Not provided*

Contact Information

Preferred Contact

| | |
|--------------------|--|
| Name | Guoqiang Gu |
| Institution | Vanderbilt University |
| Phone | 615-936-3634 |
| Email | guoqiang.gu@vanderbilt.edu |

Primary Lab Contact

| | |
|--------------------|---------------------|
| Name | <i>Not provided</i> |
| Institution | <i>Not provided</i> |
| Phone | <i>Not provided</i> |
| Email | <i>Not provided</i> |

Associated Publications

No publications associated

Comments

There are no comments for this entry.

