

My Account

Login
Create Account

Resources

View All (813)
Adenoviruses (137)
Antibodies (175)
Bioimages (67)
Genomics Studies (145)
mESC Lines (68)
Mouse Strains (120)
Miscellaneous (46)
Protocols (55)
Research Data (4)
Resource Tags (389)
Visualization (9)

Research & Cores

Core Facilities (5)
Research Highlights (5)
Research Networks
Research Objectives

Information

About the BCBC
BCBC Events
Branding & Logos
Career Opportunities
Health
NIH hESC Registry
Policies & Guidelines
Member Publications
Research Programs
Research Investigators
Member Directory
Tutorials

Foxo1(GFP) - Mouse Strain RES2061**Mouse Information**

Common Name:	Foxo1(GFP)
MGI Official Name:	Foxo1 ^{tm1(GFP)Dac}
Description:	A GFP cDNA has been knocked into the Foxo1 locus at the 3' end of the endogenous Foxo1 cDNA to generate a Foxo1-gfp fusion protein that can be used to study Foxo1 translocation in vivo.
Categories:	Fluorescent Probes

Genetic Alterations

1) RMCE Targeted Mutagenesis	
Type of Allele	Cassette Acceptor
Targeted Gene	forkhead box O1 (Foxo1 - NCBI GeneID:56458)
Targeted Allele	targeted mutation 1 (Foxo1 ^{tm1(LCA)} - MGI:1890077)
Description of Targeting Vector	<i>Not provided</i>
Targeting Vector Genbank File	pFoxo1.LCA.gb
Recombinase-Mediated Cassette Exchange Stage	
Type of Allele:	Gene Replacement
Exchanged Cassette Gene	green fluorescent protein (GFP)
Exchanged Cassette Allele Name	Foxo1 ^{GFP}
Description of Exchange Vector	The 129S6-derived chimeric mice were bred to C57Bl6/J mice to determine germline transmission. Germline competent chimera were then mated to FLPe mice (in C57Bl6/J) to delete the hygromycin resistance cassette. Subsequent backcross matings to C57Bl6/J are ongoing.
Exchange Vector Genbank File:	pfoxo1.gfp.gb
Citations	Not Available

Strain Information

Strain Type:	Mixed
Chimera/Founder Genetic Background:	129S6/SvEvTac
Current Genetic Background:	C57BL/6J (date recorded: 03/27/2015)
Strain Description:	Not provided


Associated Images

Image 1


Description:
Not provided

Reference:
Not provided

Access Status

 This resource is publicly viewable.

Request this Resource

 Request from a repository


Primary contributor: [Domenico Accili](#)

Co-contributed by:
• [BCBC Mouse / ES Cell Core](#)

Resource Tags

Foxo1(GFP), Foxo1^{tm1(GFP)Dac}, mESC Core, mouse, mouse strain, RMCE

 Login to edit tags

 Read more about tags

Resource History & Actions

Approved on Sep 18, 2009
Last modified on Apr 07, 2015

 Login to edit or request an edit

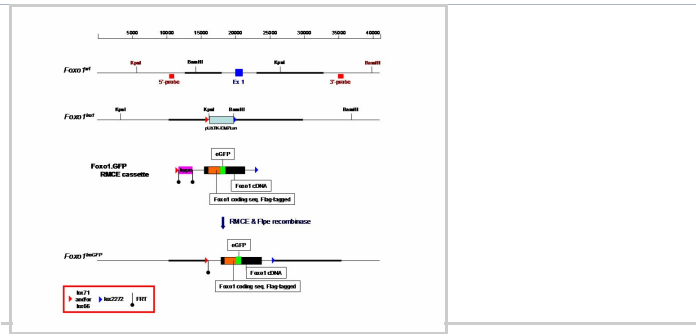
Related resources**BCBC**

No matching resources

Other Consortia

No matching resources

Data courtesy of [dkCOIN](#). Only public resources are displayed.



Repositories

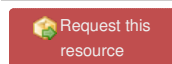
Accili Lab

No URL supplied for repository

Stock #: Not provided

Availability Notes: Not provided

Magnuson Lab



Stock #: LF BSID 0075

Availability Notes: Sperm cryo vial LF, Straw LF, BSID 0075, 49 straws, frozen 7/15/10

Contact Information

Preferred Contact

Name: Domenico Accili
 Institution: Columbia University
 Phone: 212-851-5332
 Email: da230@columbia.edu

Primary Lab Contact

Name: Not provided
 Institution: Not provided
 Phone: Not provided
 Email: Not provided

Associated Publications

No publications associated

Comments

There are no comments for this entry.

