

**My Account**

[Login](#)  
[Create Account](#)

**Resources**

[View All \(813\)](#)  
[Adenoviruses \(137\)](#)  
[Antibodies \(175\)](#)  
[Bioimages \(67\)](#)  
[Genomics Studies \(145\)](#)  
[mESC Lines \(68\)](#)  
[Mouse Strains \(120\)](#)  
[Miscellaneous \(46\)](#)  
[Protocols \(55\)](#)  
[Research Data \(4\)](#)  
[Resource Tags \(389\)](#)  
[Visualization \(9\)](#)

**Research & Cores**



[Core Facilities \(5\)](#)  
[Research Highlights \(5\)](#)  
[Research Networks](#)  
[Research Objectives](#)

**Information**

[About the BCBC](#)  
[BCBC Events](#)  
[Branding & Logos](#)  
[Career Opportunities](#)  
[Health](#)  
[NIH hESC Registry](#)  
[Policies & Guidelines](#)  
[Member Publications](#)  
[Research Programs](#)  
[Research Investigators](#)  
[Member Directory](#)  
[Tutorials](#)

## Cell surface markers that distinguish human beta cells and alpha cells - Study GBCO3446

**Genomics Study Specifications**

<b>Study Name</b>	Cell surface markers that distinguish human beta cells and alpha cells
<b>Contact Name</b>	<a href="#">Markus Grompe</a> (Oregon Health and Science University)
<b>Publication</b>	<a href="http://www.ncbi.nlm.nih.gov/pubmed/21882062">http://www.ncbi.nlm.nih.gov/pubmed/21882062</a>
<b>My Strategies</b>	<a href="#">Return to My Strategies page</a>
<b>Classification</b>	Tissue expression, surveys and comparisons
<b>Links</b>	 <a href="#">Biomaterials Graph</a>  <a href="#">ArrayExpress</a>
<b>BCBC Release Date</b>	August 11, 2009
<b>Public Release Date</b>	July 29, 2011
<b>Citation</b>	Dorrell C, Schug J, Lin CF, Canaday PS, Fox AJ, Smirnova O, Bonnah R, Streeter PR, Stoeckert CJ, Kaestner KH, Grompe M. <a href="#">Transcriptomes of the major human pancreatic cell types</a> . <i>Diabetologia</i> . 2011. 54:2832-44
<b>Synopsis</b>	<div style="border: 1px solid gray; padding: 5px;"> <div style="display: flex; justify-content: space-between;"> <div style="background-color: #f0f0f0; padding: 2px;">Study Description</div> <div style="background-color: #f0f0f0; padding: 2px;">Goals</div> </div> <div style="display: flex; justify-content: space-between; margin-top: 5px;"> <div style="background-color: #f0f0f0; padding: 2px;">Approaches</div> <div style="background-color: #f0f0f0; padding: 2px;">Results</div> <div style="background-color: #f0f0f0; padding: 2px;">Conclusions</div> </div> <div style="background-color: #f0f0f0; padding: 2px; margin-top: 5px;">Related Studies</div> </div> <p>The goal of this experiment is to determine cell surface markers that are present in human beta cells or alpha cells but not both. Cells from human islets were FACS sorted and prepared as matched pairs of beta and alpha cells preparations.</p>
<b>Platform types</b>	Expression microarray, Expression
<b>Platforms</b>	<a href="#">Show platform Agilent Whole Human Genome Microarray 4x44K [G4112F]</a>
<b>Study Design Type</b>	<ul style="list-style-type: none"> <li>cell_type_comparison_design</li> </ul>
<b>Study Factors</b>	<a href="#">Show study factors</a>
<b>Study Assays</b>	<a href="#">Show study assays</a>

**Access to Study Data**


This Study Data is publicly available to all users.

**Gene List(s)**


Use the following form(s) to refine the parameters and add the gene list to a strategy:

▼ [Human beta cells versus alpha cells](#)

**Access Status**

 This resource is publicly viewable.

**Request this Resource**


 [Request from a repository](#)

Primary contributor: [Grompe Lab](#)

**Resource Tags**

4x44k, agilent whole human genome microarray, balf2, cdx2, hdac9, hopx, hpa1, hpi2, irx2, irx-2, mafb

 [Login to edit tags](#)

 [Read more about tags](#)

**Resource History & Actions**

Approved on Aug 11, 2009  
 Last modified on Aug 07, 2012

 [Login to edit or request an edit](#)

**Related resources****BCBC**

No matching resources

**Other Consortia**

No matching resources

Data courtesy of [dkCOIN](#). Only public resources are displayed.

|Fold Change| Greater Than:

Confidence Level: High Confidence  All Results

*For a microarray experiment a result with high confidence has a confidence level of at least 80%.*

*For a ChIP-chip experiment a result with high confidence has a confidence level of at least 90% and all fold changes are positive.*

Reference (Denominator): Alpha Cells

[Find Genes](#)

### Genome Browser


*There are no genome browser tracks currently available for this study.*

### Lists of Locations

*There are no genomic location datasets currently available for this study.*

### Repositories

#### Grompe Lab


 Request this resource

**Stock #:** *Not provided*

**Availability Notes:** *Not provided*

### Comments

*There are no comments for this entry.*

 Login to add comments

