

My Account

Login
Create Account

Resources

View All (813)
Adenoviruses (137)
Antibodies (175)
Bioimages (67)
Genomics Studies (145)
mESC Lines (68)
Mouse Strains (120)
Miscellaneous (46)
Protocols (55)
Research Data (4)
Resource Tags (389)
Visualization (9)

Research & Cores

Core Facilities (5)
Research Highlights (5)
Research Networks
Research Objectives

Information

About the BCBC
BCBC Events
Branding & Logos
Career Opportunities
Health
NIH hESC Registry
Policies & Guidelines
Member Publications
Research Programs
Research Investigators
Member Directory
Tutorials

Sox17^{GFP}Cre - Mouse Strain RES1681**Mouse Information**

Common Name:	Sox17 ^{GFP} Cre
MGI Official Name:	Sox17 ^{(GFP} Cre) ^{Mgn}
Description:	Using an RMCE strategy, we inserted a GFP-Cre (Green fluorescent protein-Cre-recombinase) fusion protein into a Sox17 LCA allele thereby replacing Sox17 coding sequences. The Sox17 ^{GFP} Cre mice may be used to track Sox17-expressing cells and their early progeny, or to conditionally inactivate genes in Sox17-expressing cells.
Categories:	Cre-lox Standard Fluorescent Probes

Genetic Alterations

1) RMCE Targeted Mutagenesis	
Type of Allele	Cassette Acceptor
Targeted Gene	SRY-box containing gene 17 (Sox17 - NCBI GeneID:20671)
Targeted Allele	targeted mutation 1 (Sox17 ^{tm1(LCA)} - MGI:107543)
Description of Targeting Vector	pSox17.LCA e targeting vector contains 10,288 kb 5' arm and 4,525 kb 3' arm. Lox66 and Lox2272 sites are inserted flanking PuTK selection marker for positive selection for targeting events with puromycin and negative selection for RMCE events with ganciclovir.
Targeting Vector Genbank File	pmSox17.LCA.gb
Recombinase-Mediated Cassette Exchange Stage	
Type of Allele:	Gene Replacement
Exchanged Cassette Gene	Not provided.
Exchanged Cassette Allele Name	Sox17 ^{GFP} Cre
Description of Exchange Vector	pBSLox-Sox17-CreGFP-Hygro_AG-P exchange vector contains lox71 site, Sox17 5' UTR, GFP-Cre fusion coding sequence, Sox17 3' UTR, hygromycin resistance cassette surrounded by FRT sites and Lox2272 site. The hygromycin cassette may be later removed by crossing with Flpe mice.
Exchange Vector Genbank File:	pBSLox-Sox17-CreGFP-Hygro_AG-P.gb
Citations	Not Available

Strain Information


Strain Type:	Mixed
Chimera/Founder Genetic Background:	129S6/SvEvTac
Current Genetic Background:	CD-1 (date recorded: 03/13/2012)
Strain Description:	Not provided

Associated Images


Image 1

Description:

Access Status

 This resource is publicly viewable.

Request this Resource

 Request from a repository

Primary contributor: [Magnuson Lab](#)
Co-contributed by:
• [Grapin-Botton Lab](#)

Resource Tags


mouse, mouse strain, Sox17^{GFP}Cre, Sox17^{(GFP}Cre)^{Mgn}

 Login to edit tags

 Read more about tags

Resource History & Actions

Approved on Jul 28, 2009
Last modified on Jul 31, 2012

 Login to edit or request an edit

Related resources**BCBC**

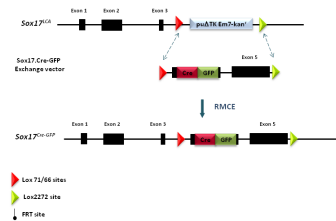
No matching resources

Other Consortia

No matching resources

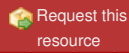
Data courtesy of [dkCOIN](#). Only public resources are displayed.

Not provided

Reference:
Not provided

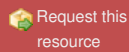
Repositories

Grapin-Botton Lab



Stock #: Not provided
Availability Notes: Not provided

Magnuson Lab



Stock #: Not provided
Availability Notes: Not provided

MMRRC



Stock #: 036463-UNC
Availability Notes: Not provided

Contact Information

Preferred Contact

Name	Mark Magnuson
Institution	Vanderbilt University
Phone	615-322-7006
Email	mark.magnuson@vanderbilt.edu

Associated Publications

No publications associated

Comments

There are no comments for this entry.

