

My Account

Login
Create Account

Resources

View All (813)
Adenoviruses (137)
Antibodies (175)
Bioimages (67)
Genomics Studies (145)
mESC Lines (68)
Mouse Strains (120)
Miscellaneous (46)
Protocols (55)
Research Data (4)
Resource Tags (389)
Visualization (9)



Research & Cores

Core Facilities (5)
Research Highlights (5)
Research Networks
Research Objectives

Information

About the BCBC
BCBC Events
Branding & Logos
Career Opportunities
Health
NIH hESC Registry
Policies & Guidelines
Member Publications
Research Programs
Research Investigators
Member Directory
Tutorials

C/EBPbeta Hepatectomy Time Course - Study GBCO1430**Genomics Study Specifications**

Study Name	C/EBPbeta Hepatectomy Time Course
Contact Name	Linda Greenbaum (University of Pennsylvania)
Publication	http://www.ncbi.nlm.nih.gov/pubmed/15317935
My Strategies	Return to My Strategies page
Classification	Targets and roles of transcriptional regulators
Links	 Biomaterials Graph  ArrayExpress
BCBC Release Date	April 13, 2009
Public Release Date	April 13, 2009
Citation	Friedman JR, Larris B, Le PP, Peiris TH, Arsenlis A, Schug J, Tobias JW, Kaestner KH, Greenbaum LE. Orthogonal analysis of C/EBPbeta targets in vivo during liver proliferation . Proc Natl Acad Sci U S A. 2004. 101:12986-91

Synopsis

Study Description	Goals	
Approaches	Results	Conclusions
Related Studies		

The aim of this experiment was to use microarray analysis to compare the response of wild type (WT) and C/EBPbeta deficient (KO) mice during a partial hepatectomy time course in hopes of identifying transcriptional targets of C/EBPbeta. In addition, the WT time course alone was examined to analyze mammalian cellular proliferation in vivo. In the partial hepatectomy model, quiescent hepatocytes reenter the cell cycle and progress in a synchronous fashion. This allows for the elucidation of regulatory networks operative in mammalian cell cycle. (Identification of transcriptional networks during liver regeneration (2004) Journal of Biological Chemistry)

Platform types	Expression, Expression microarray
Platforms	Show platform Mouse PancChip
Study Design Type	<ul style="list-style-type: none"> dye_swap_design genetic_modification_design reference_design time_series_design
Study Factors	Show study factors
Study Assays	Show study assays

Access to Study Data

This Study Data is publicly available to all users.


Gene List(s)

There are no gene lists currently available for this study.


Genome Browser

There are no genome browser tracks currently available for this study.

Access Status

 This resource is publicly viewable.


Request this Resource

 Request from a repository

Primary contributor: [Kaestner Lab](#)


Resource Tags

 Login to edit tags

 Read more about tags

Resource History & Actions

Approved on Apr 13, 2009
Last modified on Jan 17, 2012

 Login to edit or request an edit

Related resources**BCBC**

No matching resources

Other Consortia

No matching resources


Data courtesy of [dkCOIN](#). Only public resources are displayed.

Lists of Locations

There are no genomic location datasets currently available for this study.

Repositories

Kaestner Lab


 Request this resource

Stock #: *Not provided*

Availability Notes: *Not provided*

Comments

There are no comments for this entry.

 Login to add comments

[Home](#) · [Your Account](#) · [News & Events](#) · [Resources](#) · [Policies & Guidelines](#) · [About Us](#) · [FAQ](#) · [Site Map](#)

© 2002-2015 Beta Cell Biology Consortium - All Rights Reserved. [Terms of usage and disclaimer.](#)

