

My Account

Login
Create Account

Resources

View All (813)
Adenoviruses (137)
Antibodies (175)
Bioimages (67)
Genomics Studies (145)
mESC Lines (68)
Mouse Strains (120)
Miscellaneous (46)
Protocols (55)
Research Data (4)
Resource Tags (389)
Visualization (9)

Research & Cores



Core Facilities (5)
Research Highlights (5)
Research Networks
Research Objectives

Information

About the BCBC
BCBC Events
Branding & Logos
Career Opportunities
Health
NIH hESC Registry
Policies & Guidelines
Member Publications
Research Programs
Research Investigators
Member Directory
Tutorials

Transcriptional Networks in Liver: HNF6 function is largely independent of Foxa2 - Study GBCO2040

Genomics Study Specifications

Study Name	Transcriptional Networks in Liver: HNF6 function is largely independent of Foxa2
Contact Name	Klaus Kaestner (University of Pennsylvania)
Publication	http://www.ncbi.nlm.nih.gov/pubmed/16055718
My Strategies	Return to My Strategies page
Classification	Targets and roles of transcriptional regulators
Links	 Biomaterials Graph  ArrayExpress
BCBC Release Date	April 13, 2009
Public Release Date	April 13, 2009
Citation	Rubins NE, Friedman JR, Le PP, Zhang L, Brestelli J, Kaestner KH. Transcriptional networks in the liver: hepatocyte nuclear factor 6 function is largely independent of Foxa2 . Mol Cell Biol. 2005. 25:7069-77


Synopsis

Study Description	Goals	
Approaches	Results	Conclusions
Related Studies		


The aim of this study was to test, in vivo, if Foxa2 inhibits HNF6-mediated transcription in the liver. We utilized hepatocyte-specific gene ablation of Foxa2 and the Mouse PromoterChip BCBC 3.0 and Mouse PancChip 5.0 cDNA microarrays to investigate HNF6 binding to its target promoters in vivo in the presence or absence of Foxa2. For the mouse promoter microarray analysis, chromatin immunoprecipitation using anti-HNF6 antibodies was performed on chromatin isolated from Foxa2loxP/loxP Alfp.Cre and control mouse livers. Along with sheared genomic DNA (common reference), the immunoprecipitated DNA was amplified, labeled and hybridized to the Mouse PromoterChip BCBC 3.0. For microarray analysis of gene expression, liver RNAs were isolated from three Foxa2loxP/loxP Alfp.Cre and three control mice. RNAs were reverse transcribed, labeled, and hybridized to the Mouse PancChip 5.0. Overall, our studies demonstrate that HNF6 binds to and regulates its target promoters in vivo in the presence and absence of Foxa2 and that the expression levels of HNF6 targets are not influenced by Foxa2.

Platform types	TF Binding, TF Binding ChIP-chip, Expression microarray, Expression
Platforms	Show platform Mouse PromoterChip Show platform Mouse PancChip
Study Design Type	<ul style="list-style-type: none"> binding_site_identification_design dye_swap_design genetic_modification_design reference_design
Study Factors	Show study factors

Access Status

 This resource is publicly viewable.

Request this Resource

 Request from a repository

Primary contributor: [Kaestner Lab](#)

Co-contributed by:

- [Stoeckert Lab](#)

Resource Tags

Foxa2

 Login to edit tags

 Read more about tags

Resource History & Actions

Approved on Apr 13, 2009
Last modified on Aug 02, 2011

 Login to edit or request an edit

Related resources**BCBC**

No matching resources

Other Consortia

No matching resources

Data courtesy of [dkCOIN](#). Only public resources are displayed.

Study Assays

Show study assays

Access to Study Data

This Study Data is publicly available to all users.

Gene List(s)

Use the following form(s) to refine the parameters and add the gene list to a strategy:

Hnf6 versus sheared Genomic DNA ChIP in Foxa2 KO mouse livers

|Fold Change| Greater Than:

Confidence Level: High Confidence All Results

For a microarray experiment a result with high confidence has a confidence level of at least 80%.

For a ChIP-chip experiment a result with high confidence has a confidence level of at least 90% and all fold changes are positive.

Reference (Denominator): genomic DNA

Hnf6 versus sheared Genomic DNA ChIP in WT mouse livers

FoxA2_KO versus WT mouse liver

Genome Browser


There are no genome browser tracks currently available for this study.

Lists of Locations

There are no genomic location datasets currently available for this study.

Repositories


Kaestner Lab

 Request this resource

Stock #: Not provided
Availability Notes: Not provided

Comments

There are no comments for this entry.

 Login to add comments

