

My Account

Login
Create Account

Resources

View All (813)
Adenoviruses (137)
Antibodies (175)
Bioimages (67)
Genomics Studies (145)
mESC Lines (68)
Mouse Strains (120)
Miscellaneous (46)
Protocols (55)
Research Data (4)
Resource Tags (389)
Visualization (9)



Research & Cores

Core Facilities (5)
Research Highlights (5)
Research Networks
Research Objectives

Information

About the BCBC
BCBC Events
Branding & Logos
Career Opportunities
Health
NIH hESC Registry
Policies & Guidelines
Member Publications
Research Programs
Research Investigators
Member Directory
Tutorials

E11.5 Mouse Endodermal Organ Gene Expression - Study GBCO3547**Genomics Study Specifications**

Study Name	E11.5 Mouse Endodermal Organ Gene Expression
Contact Name	Douglas Melton (Harvard University)
Publication	http://www.ncbi.nlm.nih.gov/pubmed/19097184
My Strategies	Return to My Strategies page
Classification	Tissue expression, surveys and comparisons
Links	 Biomaterials Graph  GEO
BCBC Release Date	February 09, 2009
Public Release Date	February 09, 2009
Citation	Sherwood RI, Chen TY, Melton DA. Transcriptional dynamics of endodermal organ formation . Dev Dyn. 2009. 238:29-42

Synopsis**Study Description**

Goals

Approaches

Results

Conclusions

Related Studies

To study gene expression during endodermal organogenesis, we sought to identify genes expressed in restricted domains during organogenesis. For gene expression analysis, six morphologically distinct endodermal domains were dissected at E11.5: the esophageal region; the lung and distal tracheal region; the stomach region; the hepatic region; the dorsal and ventral pancreatic region; and the intestinal region. Through flow cytometric separation using EpCAM expression to distinguish endoderm from surrounding mesenchyme, pure populations of endoderm progenitors from the esophageal, lung, stomach, pancreatic, and intestinal regions were isolated. Expression of Liv2 was used to isolate a pure population of hepatic endoderm progenitors.

Platform types	Expression, Expression microarray
Platforms	Show platform Illumina MouseRef-8 v2.0 expression beadchip
Study Design Type	<ul style="list-style-type: none"> development_or_differentiation_design organism_part_comparison_design
Study Factors	Show study factors
Study Assays	Show study assays

Access to Study Data


This Study Data is publicly available to all users.

Gene List(s)


Browse related gene lists by clicking on the link(s) below:

[Endodermal Organ Expression](#) Query for transcription factors expressed in various endodermal organs

Genome Browser**Access Status**

 This resource is publicly viewable.

Request this Resource

 Request from a repository


Primary contributor: [Melton Lab](#)

Co-contributed by:

- [Stoeckert Lab](#)

Resource Tags


1, 1a, Abcc8, alpha, alpha polypeptide 4, ATP-binding cassette, cadherin, Car9, carbohydrate sulfotransferase 2, carbonic anhydrase 9, caudal type homeo box 2, Cbp/p300-interacting transactivator with Glu/Asp-rich carboxy-terminal domain 1, Cdx2, Celsr3, cholinergic receptor, Chrna4, Chst2, Cited1, delta 2, delta-like 1 homolog (Drosophila), Dlk1, Drosophila, EGF LAG seven-pass G-type receptor 3 (flamingo homolog, Epcam, epithelial cell adhesion molecule, family member 2, family member 3, Ffar2, fibronectin leucine rich transmembrane protein 2, Flrt2, forkhead box A3, Foxa3, free fatty acid receptor 2, gamma 4, gap junction protein, Gata6, GATA binding protein 6, Gfra3, Gjd2, glial cell line derived neurotrophic factor family receptor alpha 3, Gng4, Gpr43, group A, guanine nucleotide binding protein (G protein), hematopoietically expressed homeobox, hepatic nuclear factor 4, Hhex, Hlxb9, Hnf4a, Illumina MouseRef-8 v2.0 expression beadchip, Kcnc3, ligand-gated ion channel, locus 2 (Drosophila), low density lipoprotein receptor-related protein 11, Lrp11, Melton, member 2, member 3, member 5, member 8, Mnx1, motor neuron and pancreas homeobox 1, mouse, myelin transcription factor 1, Myt1, Neurog3, neurogenin 3, ngn3, nicotinic, NK2 transcription factor related, NK6 homeobox 1, Nkx2-2, Nkx2.2, Nkx6-1, Nkx6.1, Nr5a2, nuclear receptor subfamily 5, Onecut2, Onecut3, one cut domain, P2rx1, pancreas specific transcription factor, Pcdh21, potassium channel, prospero-related homeobox 1, protocadherin 21, Prox1, Ptf1a, purinergic receptor P2X, retinoid X receptor gamma, Rxrg, seizure related 6 homolog like 2, Sez6l2, Slc38a5, solute carrier family 38, Sox2, SRY-box containing gene 2, subfamily C (CFTR/MRP), subfamily K, synaptophysin, Syp, Tcf15, Tmem27, transcription factor 15, transmembrane protein 27

 Login to edit tags

 Read more about tags

Resource History & Actions

Approved on Feb 09, 2009
Last modified on Aug 02, 2011

 Login to edit or request an edit


There are no genome browser tracks currently available for this study.

Lists of Locations

There are no genomic location datasets currently available for this study.

Repositories

Melton Lab

 Request this resource

Stock #: *Not provided*
Availability Notes: *Not provided*

Comments

There are no comments for this entry.

 Login to add comments

Related resources

BCBC

No matching resources

Other Consortia

No matching resources

Data courtesy of [dkCOIN](#). Only public resources are displayed.

[Home](#) · [Your Account](#) · [News & Events](#) · [Resources](#) · [Policies & Guidelines](#) · [About Us](#) · [FAQ](#) · [Site Map](#)

© 2002-2015 Beta Cell Biology Consortium - All Rights Reserved. [Terms of usage and disclaimer](#).

