

My Account

[Login](#)
[Create Account](#)

Resources

[View All \(813\)](#)
[Adenoviruses \(137\)](#)
[Antibodies \(175\)](#)
[Bioimages \(67\)](#)
[Genomics Studies \(145\)](#)
[mESC Lines \(68\)](#)
[Mouse Strains \(120\)](#)
[Miscellaneous \(46\)](#)
[Protocols \(55\)](#)
[Research Data \(4\)](#)
[Resource Tags \(389\)](#)
[Visualization \(9\)](#)

Research & Cores



[Core Facilities \(5\)](#)
[Research Highlights \(5\)](#)
[Research Networks](#)
[Research Objectives](#)

Information

[About the BCBC](#)
[BCBC Events](#)
[Branding & Logos](#)
[Career Opportunities](#)
[Health](#)
[NIH hESC Registry](#)
[Policies & Guidelines](#)
[Member Publications](#)
[Research Programs](#)
[Research Investigators](#)
[Member Directory](#)
[Tutorials](#)

Gene expression profiling of Nkx2-2 Mutant and Wild-Type - e12.5 and e13.5 Pancreata - Study GBCO3061

Genomics Study Specifications

Study Name	Gene expression profiling of Nkx2-2 Mutant and Wild-Type - e12.5 and e13.5 Pancreata
Contact Name	Lori Sussel (Columbia University)
Publication	http://www.ncbi.nlm.nih.gov/pubmed/20003319
My Strategies	Return to My Strategies page
Classification	Pancreas development and growth; Targets and roles of transcriptional regulators
Links	 Biomaterials Graph  ArrayExpress
BCBC Release Date	February 09, 2009
Public Release Date	January 19, 2010
Citation	Anderson KR, White P, Kaestner KH, Sussel L. Identification of known and novel pancreas genes expressed downstream of Nkx2.2 during development. BMC Dev Biol. 2009. 9:65
Synopsis	<div style="border: 1px solid gray; padding: 5px;"> <p>Study Description Goals</p> <p>Approaches Results Conclusions</p> <p>Related Studies</p> <p>The goal of this experiment was to analyze expression changes in the pancreas at embryonic days 12.5 and 13.5 between wild type and Nkx2.2 null mice. We know that Nkx2.2 is essential for pancreatic endocrine differentiation and development. At these early time points which are critical for endocrine cell specification, we would like to identify a transcriptional program that Nkx2.2 regulates. We would also like to identify direct and functional transcriptional targets of Nkx2.2.</p> </div>
Platform types	Expression, Expression microarray
Platforms	Show platform Mouse PancChip
Study Design Type	<ul style="list-style-type: none"> genetic_modification_design
Study Factors	Show study factors
Study Assays	Show study assays

Access to Study Data


This Study Data is publicly available to all users.

Gene List(s)


Use the following form(s) to refine the parameters and add the gene list to a strategy:

▼ [E12.5 Nkx2-2 NULL versus wild type mouse pancreas](#)

Access Status

 This resource is publicly viewable.

Request this Resource

 Request from a repository

Primary contributor: [Sussel Lab](#)


Co-contributed by:

- [Stoeckert Lab](#)

Resource Tags

Adra2a, Cela1, Ela1, Etv1, Isl1, Mafk, Mouse PancChip 6.1, Myt1, Nepn, Neurod1, Neurog3, ngn3, Nkx2-2, Nkx2.2, Spink3, Tm4sm4, Tmem27


 Login to edit tags

 Read more about tags

Resource History & Actions

Approved on Feb 09, 2009

Last modified on Apr 15, 2014

 Login to edit or request an edit

Related resources**BCBC**

No matching resources

Other Consortia

No matching resources

Data courtesy of [dkCOIN](#). Only public resources are displayed.

|Fold Change| Greater Than:

Confidence Level:

High Confidence All Results

For a microarray experiment a result with high confidence has a confidence level of at least 80%.

For a ChIP-chip experiment a result with high confidence has a confidence level of at least 90% and all fold changes are positive.

Reference (Denominator):

Wild Type

▶ E13.5 Nkx2-2 NULL versus wild type mouse pancreas

Genome Browser


There are no genome browser tracks currently available for this study.

Lists of Locations

There are no genomic location datasets currently available for this study.

Repositories

Sussel Lab


 Request this resource

Stock #: *Not provided*

Availability Notes: *Not provided*

Comments

There are no comments for this entry.

 Login to add comments

[Home](#) · [Your Account](#) · [News & Events](#) · [Resources](#) · [Policies & Guidelines](#) · [About Us](#) · [FAQ](#) · [Site Map](#)

© 2002-2015 Beta Cell Biology Consortium - All Rights Reserved. [Terms of usage and disclaimer.](#)

