

My Account

Login
Create Account

Resources

View All (813)
Adenoviruses (137)
Antibodies (175)
Bioimages (67)
Genomics Studies (145)
mESC Lines (68)
Mouse Strains (120)
Miscellaneous (46)
Protocols (55)
Research Data (4)
Resource Tags (389)
Visualization (9)


Research & Cores

Core Facilities (5)
Research Highlights (5)
Research Networks
Research Objectives

Information

About the BCBC
BCBC Events
Branding & Logos
Career Opportunities
Health
NIH hESC Registry
Policies & Guidelines
Member Publications
Research Programs
Research Investigators
Member Directory
Tutorials

Sox4 null mice e12.5 pancreas - Study GBCO2944**Genomics Study Specifications**

Study Name	Sox4 null mice e12.5 pancreas
Contact Name	Michael German (University of California, San Francisco)
Publication	http://www.ncbi.nlm.nih.gov/pubmed/16306355
My Strategies	Return to My Strategies page
Classification	Pancreas development and growth
Links	 Biomaterials Graph
BCBC Release Date	January 31, 2007
Public Release Date	January 31, 2007
Citation	Wilson ME, Yang KY, Kalousova A, Lau J, Kosaka Y, Lynn FC, Wang J, Mrejcn C, Episkopou V, Clevers HC, German MS. The HMG box transcription factor Sox4 contributes to the development of the endocrine pancreas. Diabetes. 2005. 54:3402-9

Synopsis

Study Description	Goals	
Approaches	Results	Conclusions
Related Studies		
<p>The purpose of this experiment was to assess global changes in gene expression pattern in the pancreas from Sox4^{-/-} embryos vs. pancreas from Sox4 wild-type embryos at embryonic day 12.5. [Sox4 gene knock-out (Schilham, M. W. et al. (1996) Defects in cardiac outflow tract formation and pro-B-lymphocyte expansion in mice lacking Sox-4. Nature 380, 711-4.)]</p>		

Platform types	Expression, Expression microarray
Platforms	Show platform UCSF-MMC-Fantom
Study Design Type	<ul style="list-style-type: none"> genetic_modification_design
Study Factors	Show study factors
Study Assays	Show study assays

Access to Study Data


This Study Data is publicly available to all users.

Gene List(s)


Use the following form(s) to refine the parameters and add the gene list to a strategy:

▼ [Sox4^{-/-} versus Wild Type - e12.5 Mouse Pancreas](#)

Access Status

 This resource is publicly viewable.

Request this Resource

 Request from a repository

Primary contributor: [German Lab](#)


Co-contributed by:

- [Stoeckert Lab](#)

Resource Tags

glutathione peroxidase 1, Gpx1, Ins1, Ins2, insulin I, insulin II, Neurod1, Neurog3, neurogenic differentiation 1, neurogenin 3, NK6 homeobox 1, Nkx6-1, Nkx6.1, pancreatic and duodenal homeobox 1, Pdx1, peroxiredoxin 2, Prdx2, Sox11, Sox12, Sox13 SRY-box containing gene 13, Sox2, Sox4, Sox9, SRY-box containing gene 11, SRY-box containing gene 12, SRY-box containing gene 2, SRY-box containing gene 4, SRY-box containing gene 9, UCSF-MMC-Fantom

 Login to edit tags

 Read more about tags

Resource History & Actions

Approved on Jan 31, 2007
Last modified on Aug 02, 2011

 Login to edit or request an edit

Related resources**BCBC**

No matching resources

Other Consortia

No matching resources

Data courtesy of [dkCOIN](#). Only public resources are displayed.

|Fold Change| Greater Than:

Confidence Level: High Confidence All Results

For a microarray experiment a result with high confidence has a confidence level of at least 80%.

For a ChIP-chip experiment a result with high confidence has a confidence level of at least 90% and all fold changes are positive.

Reference (Denominator): Wild Type

[Find Genes](#)

Genome Browser

There are no genome browser tracks currently available for this study.

Lists of Locations

There are no genomic location datasets currently available for this study.

Repositories

German Lab

[Request this resource](#)

Stock #: *Not provided*

Availability Notes: *Not provided*

Comments

There are no comments for this entry.

[Login to add comments](#)

