

My Account

Login
Create Account

Resources

View All (813)

Adenoviruses (137)

Antibodies (175)

Bioimages (67)

Genomics Studies (145)

mESC Lines (68)

Mouse Strains (120)

Miscellaneous (46)

Protocols (55)

Research Data (4)

Resource Tags (389)

Visualization (9)

Research & Cores

Core Facilities (5)

Research Highlights (5)

Research Networks

Research Objectives

Information

About the BCBC

BCBC Events

Branding & Logos

Career Opportunities

Health

NIH hESC Registry

Policies & Guidelines

Member Publications

Research Programs



Research Investigators

Member Directory

Tutorials

Identification of Tissue Restricted and Interferon alpha Regulated Transcripts in Human Islet Tissue - Study GBCO751

Genomics Study Specifications

Study Name	Identification of Tissue Restricted and Interferon alpha Regulated Transcripts in Human Islet Tissue
Contact Name	Paul E. Harris (Columbia University)
Publication	http://www.ncbi.nlm.nih.gov/pubmed/15231694
My Strategies	Return to My Strategies page
Classification	Islet/beta-cell stimulation/injury; Cell stimulation/injury
Links	 Biomaterials Graph  ArrayExpress
BCBC Release Date	December 18, 2003
Public Release Date	December 18, 2003
Citation	Maffei A, Liu Z, Witkowski P, Moschella F, Del Pozzo G, Liu E, Herold K, Winchester RJ, Hardy MA, Harris PE. Identification of tissue-restricted transcripts in human islets . <i>Endocrinology</i> . 2004. 145:4513-21

Synopsis**Study Description**

Goals

Approaches

Results

Conclusions

Related Studies

The purpose of this study was to identify mRNA transcripts encoding tissue restricted cell surface proteins on human islet tissue that, in turn, might serve as markers for determination of healthy, transplanted and/or diseased islet cell mass. Using oligonucleotide microarrays and clinical grade human islets, we obtained the gene expression profiles of cultured normal islet tissue and compared them to profiles of islets treated with interferon alpha 2 beta, islet-depleted exocrine pancreas, pooled whole pancreas, pooled liver and pooled kidney tissue. Data set filtering and comparisons of gene expression patterns revealed a small set of genes corresponding to transmembrane or membrane associated proteins with limited tissue distributions (present in Islets of Langerhans and, often, central or peripheral nervous system tissues, but absent from exocrine pancreas, liver, kidney and other tissues) with possible utility as novel islet markers. Under the influence of IFN alpha, some of these transcripts show differential expression as confirmed by real time PCR. In addition, we found significant differential expression of two sets of transcripts expressed in islets but with broad tissue distributions, non classical MHC class I b (HLA-G and F) and MHC Class II locus (e.g. HLA-DR alpha and HLA-DQ alpha and beta).

Platform types Expression microarray, Expression

Platforms


Show platform Affymetrix HG-U133B

Show platform Affymetrix HG-U133A


Study Design Type

- compound_treatment_design

Access Status

 This resource is publicly viewable.

Request this Resource

 Request from a repository

Primary contributor: [Stoekert Lab](#)

Resource Tags

 Login to edit tags

 [Read more about tags](#)

Resource History & Actions

Approved on Dec 18, 2003
Last modified on Apr 15, 2014

 Login to edit or request an edit

Related resources**BCBC**

No matching resources

Other Consortia

No matching resources

Data courtesy of [dkCOIN](#). Only public resources are displayed.

- [organism_part_comparison_design](#)

Study Factors

Show study factors

Study Assays

Show study assays

Access to Study Data

This Study Data is publicly available to all users.

Gene List(s)

There are no gene lists currently available for this study.

Genome Browser


There are no genome browser tracks currently available for this study.

Lists of Locations

There are no genomic location datasets currently available for this study.

Repositories

Stoeckert Lab


 Request this resource

Stock #: *Not provided*

Availability Notes: *Not provided*

Comments

There are no comments for this entry.

 Login to add comments

