

My Account

Login
Create Account

Resources

View All (813)
Adenoviruses (137)
Antibodies (175)
Bioimages (67)
Genomics Studies (145)
mESC Lines (68)
Mouse Strains (120)
Miscellaneous (46)
Protocols (55)
Research Data (4)
Resource Tags (389)
Visualization (9)



Research & Cores

Core Facilities (5)
Research Highlights (5)
Research Networks
Research Objectives

Information

About the BCBC
BCBC Events
Branding & Logos
Career Opportunities
Health
NIH hESC Registry
Policies & Guidelines
Member Publications
Research Programs
Research Investigators
Member Directory
Tutorials

Beta cell specific ablation of Foxa2 (HNF-3b) in mice - Study GBCO550**Genomics Study Specifications**

Study Name	Beta cell specific ablation of Foxa2 (HNF-3b) in mice
Contact Name	Klaus Kaestner (University of Pennsylvania)
Publication	http://www.ncbi.nlm.nih.gov/pubmed/15314688
My Strategies	Return to My Strategies page
Classification	Targets and roles of transcriptional regulators
Links	 Biomaterials Graph  ArrayExpress
BCBC Release Date	September 29, 2003
Public Release Date	September 29, 2003
Citation	Lantz KA, Vatamaniuk MZ, Brestelli JE, Friedman JR, Matschinsky FM, Kaestner KH. Foxa2 regulates multiple pathways of insulin secretion . J Clin Invest. 2004. 114:512-20

Synopsis

Study Description	Goals	
Approaches	Results	Conclusions
Related Studies		

Study to further characterize the genetic and functional consequence of the beta cell-specific ablation of Foxa2 (hepatocyte nuclear factor 3 beta, HNF-3b) in mice to better define the role of this gene in glucose homeostasis. The study involved 8 two-channel assays on PancChip 4.0, each consisting of a competitive mutant vs control hybridization. 4 control and 4 Foxa2loxP/loxP;Ins.CRE RNA samples were hybridized to the array using a dye-swap design. (The results from one of these assays had to be discarded from the analyses, so 7 assays were used.)

Platform types	Expression microarray, Expression
Platforms	Show platform Mouse PancChip
Study Design Type	<ul style="list-style-type: none"> dye_swap_design genetic_modification_design
Study Factors	Show study factors
Study Assays	Show study assays


Access to Study Data

This Study Data is publicly available to all users.


Gene List(s)

Use the following form(s) to refine the parameters and add the gene list to a strategy:

Access Status

 This resource is publicly viewable.

Request this Resource

 Request from a repository

Primary contributor: [Kaestner Lab](#)
Co-contributed by:

- [Stoeckert Lab](#)

Resource Tags

argininosuccinate synthetase 1, Ass1, dye-swap, Fbp1 fructose biphosphatase 1, forkhead box A2, Foxa2, Hadh, Hadhsc, HNF-3b, HNF3beta, hydroxyacyl-Coenzyme A dehydrogenase, hyperinsulinemic hypoglycemia, Mouse PancChip 4.0, mytest, PHH1

 Login to edit tags

 Read more about tags

Resource History & Actions

Approved on Sep 29, 2003
Last modified on Aug 02, 2011

 Login to edit or request an edit

Related resources**BCBC**

No matching resources

Other Consortia

No matching resources

Data courtesy of [dkCOIN](#). Only public resources are displayed.

|Fold Change| Greater Than:

Confidence Level: High Confidence All Results

For a microarray experiment a result with high confidence has a confidence level of at least 80%.

For a ChIP-chip experiment a result with high confidence has a confidence level of at least 90% and all fold changes are positive.

Reference (Denominator): control samples

[Find Genes](#)

Genome Browser


There are no genome browser tracks currently available for this study.

Lists of Locations

There are no genomic location datasets currently available for this study.

Repositories

Kaestner Lab


 Request this resource

Stock #: *Not provided*

Availability Notes: *Not provided*

Comments

There are no comments for this entry.

 Login to add comments

